

## Specifications

<b>POST, RAILS &amp; PICKETS:</b>	Cold Formed Steel Tubing Interior And Exterior Galvalume Coating Chromate Conversion Coating Electrostatically Applied Thermally Bonded Polyester Powder Coating Minimum Film Thickness 2.5 Mils	<b>FITTINGS:</b>	15 Gauge Stamp Forged Factory Finish. As Above
<b>POSTS:</b>	2-1/2" x 2-1/2" ( 63.5mm x 63.5mm ) 14 Gauge Standard Post Spacing 82" ( 2082mm ) OC.	<b>WELDS:</b>	Stainless Steel
<b>POST CAP:</b>	Pyramid, Ball or Spear	<b>STANDARD PANEL WIDTH:</b>	82" ( 2082mm ) OC.
<b>RAILS:</b>	1-1/2" x 1-1/2" ( 38mm x 38mm ) 14 Gauge	<b>AVAILABLE PANEL HEIGHTS:</b>	48" ( 1219mm ) 60" ( 1524mm ) 72" ( 1828mm )
<b>PICKETS:</b>	1" x 1" ( 25mm x 25mm ) 16 Gauge	<b>NOTE:</b>	Tamper Proof Nut Available For Brackets
		<b>COLOURS:</b>	Standard - High Gloss Black Optional Colours - Brown, Forest Green & Matt Black Custom Colours Available Upon Request.

The following note shall apply to all drawings and associated documents:

- Copyright of this drawing and design is reserved by the Designer & European Wrought Iron Works Ltd. The drawing and all associated documents are an instrument of service by the Designer & European Wrought Iron Works Ltd. The drawing and the information contained therein may not be reproduced in whole or in part without prior written or verbal permission of the Designer or European Wrought Iron Works Ltd.
- Drawings are not to be scaled for construction. All existing site conditions and dimensions required to perform the work are to be verified and any discrepancies are to be reported to the Designer & European Wrought Iron Works Ltd.
- These drawings are not to be used for construction unless noted below as "Issued for Construction"
- All work to be carried out in conformance with the Code and Bylaws of the authorities having jurisdiction.
- The Designer of these plans and specifications gives no warranty or representation to any party about the constructability of the item represented by them.

CONFIDENTIAL: NOT TO BE DISCLOSED OR REPRODUCED

**EUROPEAN**  
WROUGHT IRON WORKS

WITHOUT THE WRITTEN PERMISSION OF EUROPEAN WROUGHT IRON WORKS LTD.

TITLE: **European Collection**  
*Paris*

TOLERANCES  
INCHES  
UNLESS OTHERWISE NOTED  
X.XXX" ±0.005"  
X.XX" ±0.05"  
X.X" ±0.25"  
FRACTIONAL ±1/16"  
ANGULAR ±1°

SCALE: NTS.

DATE DRAWN: Feb 2009

DRAWN BY: DCM

DO NOT MODIFY OR SCALE DRAWING

PROJECT TITLE:

DESIGN: P.D.

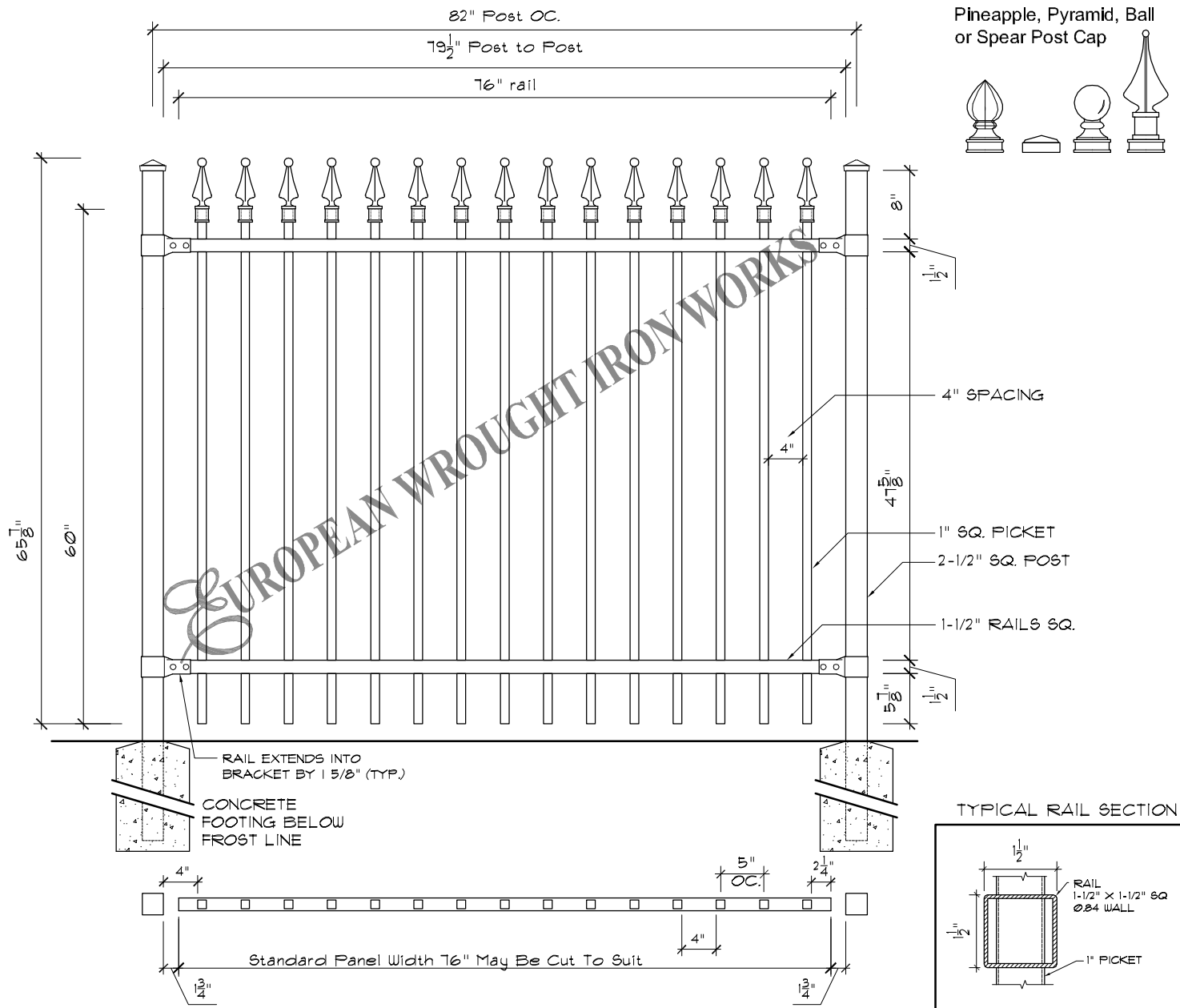
SHEET NO: 1

DRAWING & DESIGN REMAIN THE PROPERTY OF EUROPEAN WROUGHT IRON WORKS LTD.

FINISH: Custom

DRAWING NUMBER: EWIW-001

REV: 1- A



## Specifications

<b>POST, RAILS &amp; PICKETS:</b>	Cold Formed Steel Tubing Interior And Exterior Galvalume Coating Chromate Conversion Coating Electrostatically Applied Thermally Bonded Polyester Powder Coating Minimum Film Thickness 2.5 Mils	<b>FITTINGS:</b>	15 Gauge Stamp Forged Factory Finish. As Above
<b>POSTS:</b>	2-1/2" x 2-1/2" ( 63.5mm x 63.5mm ) 14 Gauge Standard Post Spacing 82" ( 2082mm ) OC.	<b>WELDS:</b>	Stainless Steel
<b>POST CAP:</b>	Pyramid, Ball or Spear	<b>STANDARD PANEL WIDTH:</b>	82" ( 2082mm ) OC.
<b>RAILS:</b>	1-1/2" x 1-1/2" ( 38mm x 38mm ) 14 Gauge	<b>AVAILABLE PANEL HEIGHTS:</b>	48" ( 1219mm ) 60" ( 1524mm ) 72" ( 1828mm )
<b>PICKETS:</b>	1" x 1" ( 25mm x 25mm ) 16 Gauge	<b>NOTE:</b>	Tamper Proof Nut Available For Brackets
		<b>COLOURS:</b>	Standard - High Gloss Black Optional Colours - Brown, Forest Green & Matt Black Custom Colours Available Upon Request.

The following note shall apply to all drawings and associated documents:

- Copyright of this drawing and design is reserved by the Designer & European Wrought Iron Works Ltd. The drawing and all associated documents are an instrument of service by the Designer & European Wrought Iron Works Ltd. The drawing and the information contained therein may not be reproduced in whole or in part without prior written or verbal permission of the Designer or European Wrought Iron Works Ltd.
- Drawings are not to be scaled for construction. All existing site conditions and dimensions required to perform the work are to be verified and any discrepancies are to be reported to the Designer & European Wrought Iron Works Ltd.
- These drawings are not to be used for construction unless noted below as "Issued for Construction"
- All work to be carried out in conformance with the Code and Bylaws of the authorities having jurisdiction.
- The Designer of these plans and specifications gives no warranty or representation to any party about the constructability of the item represented by them.

CONFIDENTIAL: NOT TO BE DISCLOSED OR REPRODUCED

**EUROPEAN**  
WROUGHT IRON WORKS

WITHOUT THE WRITTEN PERMISSION OF EUROPEAN WROUGHT IRON WORKS LTD.

TITLE: **European Collection**  
*Prague*

TOLERANCES INCHES UNLESS OTHERWISE NOTED  
X.XXX" ±0.005"  
X.XX" ±0.05"  
X.X" ±0.25"  
FRACTIONAL ±1/16"  
ANGULAR ±1°

SCALE: NTS.

DATE DRAWN: Feb 2009

DRAWN BY: DCM

DO NOT MODIFY OR SCALE DRAWING

PROJECT TITLE:

DESIGN: P.D.

SHEET NO: 1

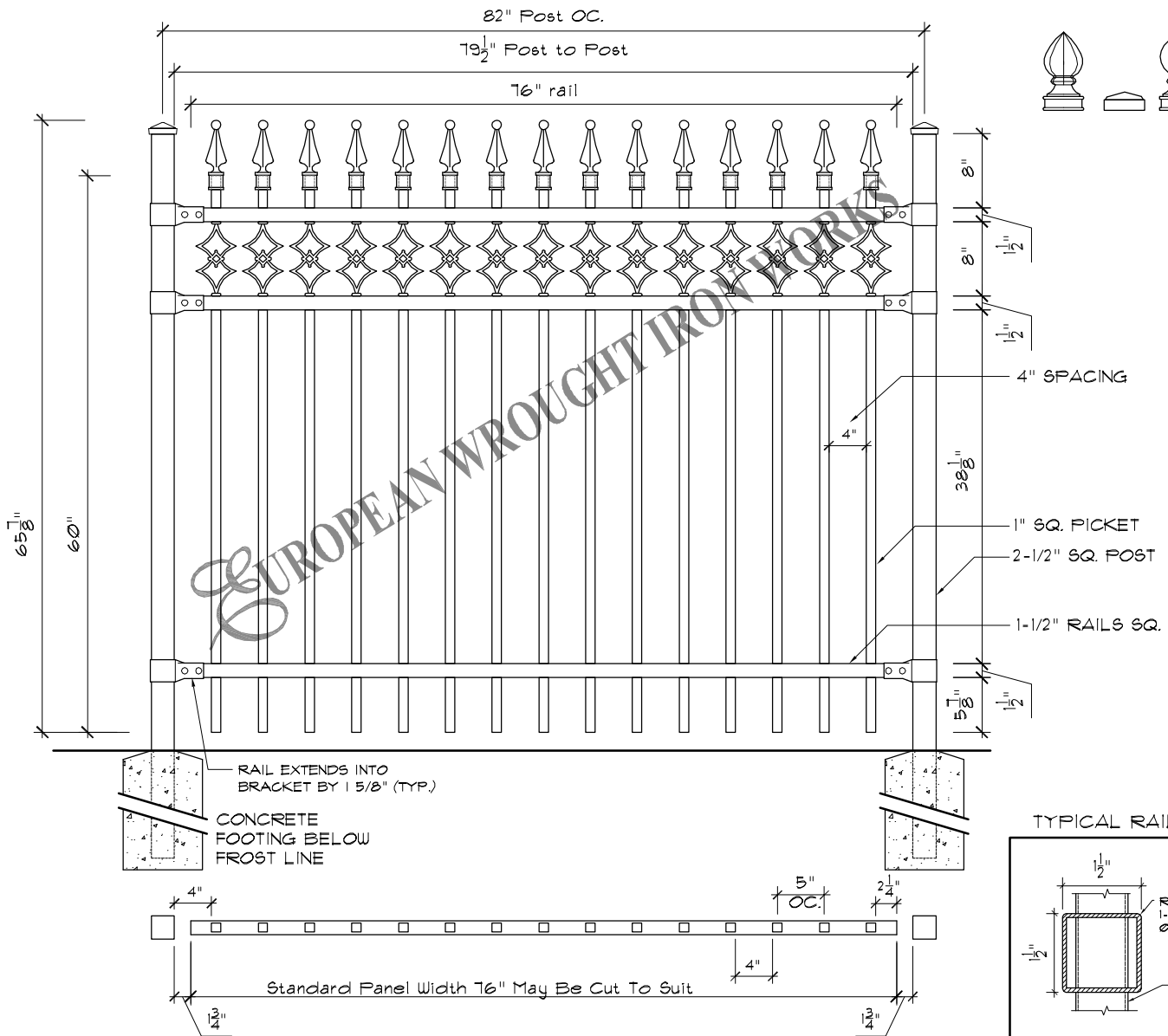

DRAWING & DESIGN REMAIN THE PROPERTY OF EUROPEAN WROUGHT IRON WORKS LTD.

FINISH: Custom

DRAWING NUMBER: **EWIW-002**

REV: 1- A

Pineapple, Pyramid, Ball or Spear Post Cap



## Specifications

<b>POST, RAILS &amp; PICKETS:</b>	Cold Formed Steel Tubing Interior And Exterior Galvalume Coating Chromate Conversion Coating Electrostatically Applied Thermally Bonded Polyester Powder Coating Minimum Film Thickness 2.5 Mils	<b>FITTINGS:</b>	15 Gauge Stamp Forged Factory Finish. As Above
<b>POSTS:</b>	2-1/2" x 2-1/2" ( 63.5mm x 63.5mm ) 14 Gauge Standard Post Spacing 82" ( 2082mm ) OC.	<b>WELDS:</b>	Stainless Steel
<b>POST CAP:</b>	Pyramid, Ball or Spear	<b>STANDARD PANEL WIDTH:</b>	82" ( 2082mm ) OC.
<b>RAILS:</b>	1-1/2" x 1-1/2" ( 38mm x 38mm ) 14 Gauge	<b>AVAILABLE PANEL HEIGHTS:</b>	48" ( 1219mm ) 60" ( 1524mm ) 72" ( 1828mm )
<b>PICKETS:</b>	1" x 1" ( 25mm x 25mm ) 16 Gauge	<b>NOTE:</b>	Tamper Proof Nut Available For Brackets
		<b>COLOURS:</b>	Standard - High Gloss Black Optional Colours - Brown, Forest Green & Matt Black Custom Colours Available Upon Request.

The following note shall apply to all drawings and associated documents:  
1. Copyright of this drawing and design is reserved by the Designer & European Wrought Iron Works Ltd. The drawing and all associated documents are an instrument of service by the Designer & European Wrought Iron Works Ltd. The drawing and the information contained therein may not be reproduced in whole or in part without prior written or verbal permission of the designer or European Wrought Iron Works Ltd.  
2. Drawings are not to be scaled for construction. All existing site conditions and dimensions required to perform the work are to be verified and any discrepancies are to be reported to the designer & European Wrought Iron Works Ltd.  
3. These drawings are not to be used for construction unless noted below as "Issued for Construction"  
4. All work to be carried out in conformance with the Code and Bylaws of the authorities having jurisdiction.  
5. The Designer of these plans and specifications gives no warranty or representation to any party about the constructability of the item represented by them.

CONFIDENTIAL: NOT TO BE DISCLOSED OR REPRODUCED

WROUGHT IRON WORKS

WITHOUT THE WRITTEN PERMISSION OF EUROPEAN WROUGHT IRON WORKS LTD.

TITLE: **European Collection**  
*London*

TOLERANCES  
INCHES  
UNLESS OTHERWISE NOTED  
X.XXX" ±0.005"  
X.XX" ±0.05"  
X.X" ±0.25"  
FRACTIONAL ±1/16"  
ANGULAR ±1°

SCALE: NTS.

DATE DRAWN: Feb 2009

DRAWN BY: DCM

DO NOT MODIFY OR SCALE DRAWING

PROJECT TITLE:

DESIGN: P.D.

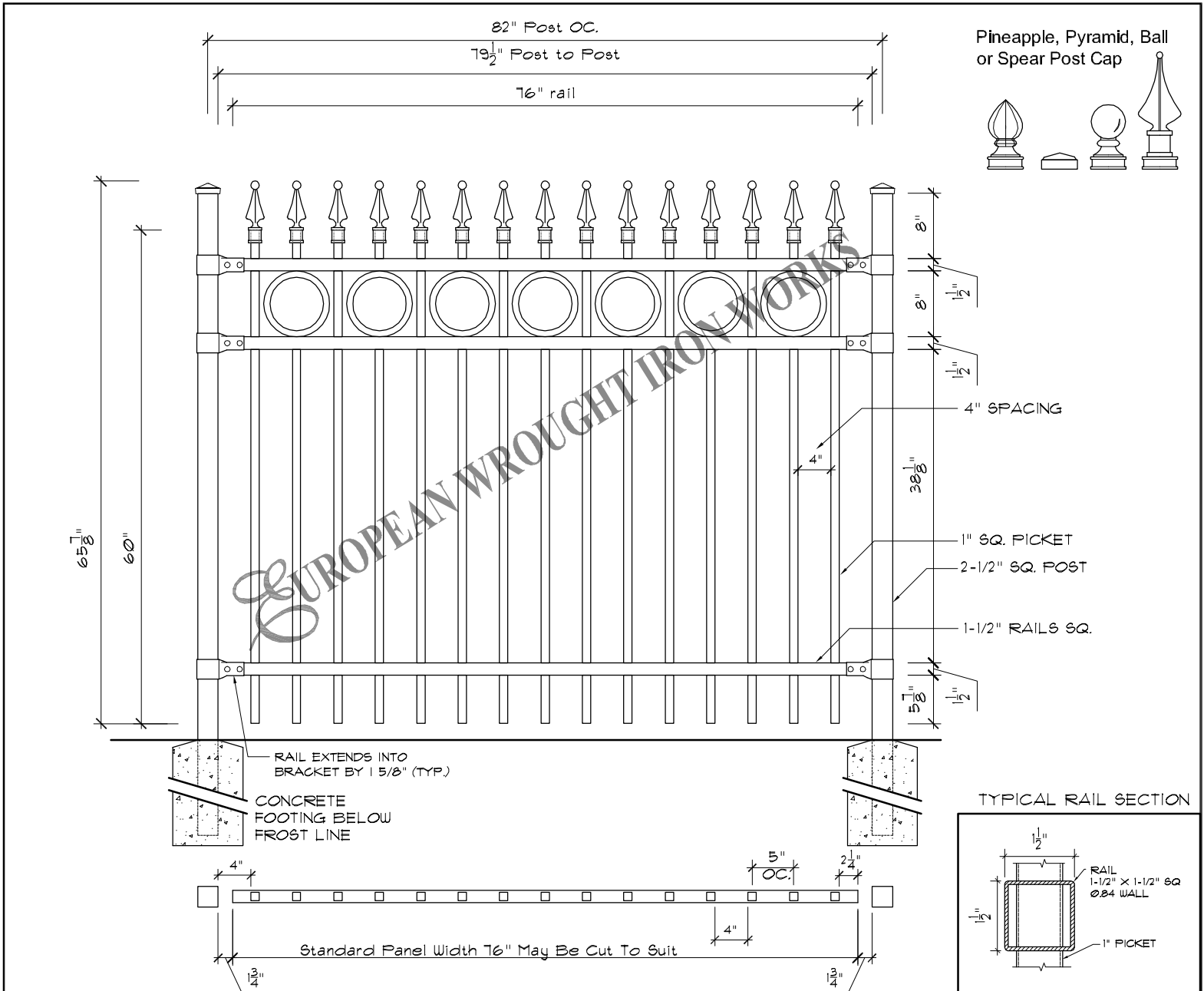
SHEET NO: 1

DRAWING & DESIGN REMAIN THE PROPERTY OF EUROPEAN WROUGHT IRON WORKS LTD.

FINISH: Custom

DRAWING NUMBER: EWIW-003

REV: 1- A

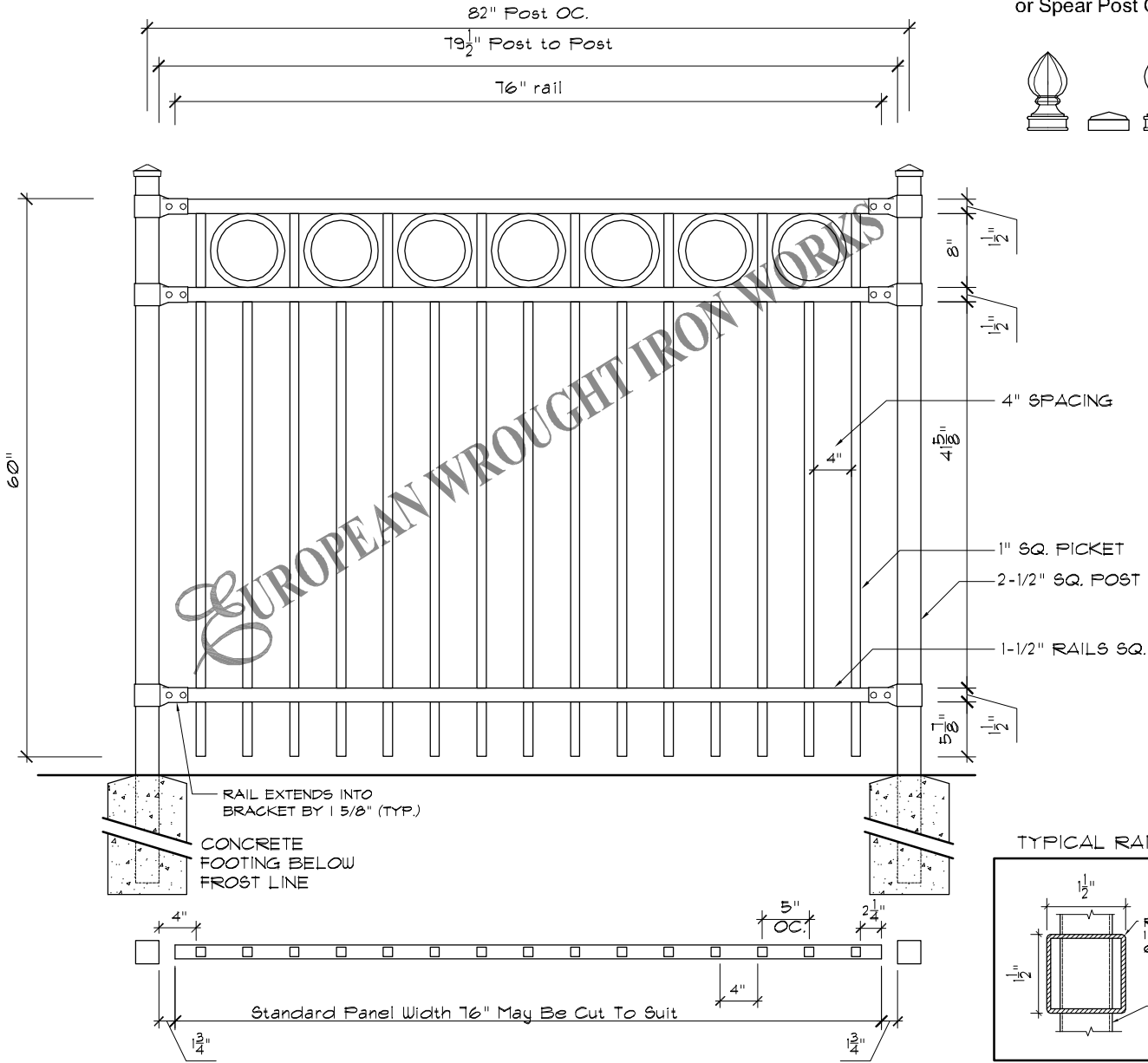



## Specifications

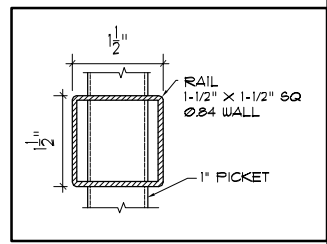
<b>POST, RAILS &amp; PICKETS:</b>	Cold Formed Steel Tubing Interior And Exterior Galvalume Coating Chromate Conversion Coating Electrostatically Applied Thermally Bonded Polyester Powder Coating Minimum Film Thickness 2.5 Mills	<b>FITTINGS:</b>	15 Gauge Stamp Forged Factory Finish. As Above
<b>POSTS:</b>	2-1/2" x 2-1/2" ( 63.5mm x 63.5mm ) 14 Gauge Standard Post Spacing 82" ( 2082mm ) OC.	<b>WELDS:</b>	Stainless Steel
<b>POST CAP:</b>	Pyramid, Ball or Spear	<b>STANDARD PANEL WIDTH:</b>	82" ( 2082mm ) OC.
<b>RAILS:</b>	1-1/2" x 1-1/2" ( 38mm x 38mm ) 14 Gauge	<b>AVAILABLE PANEL HEIGHTS:</b>	48" ( 1219mm ) 60" ( 1524mm ) 72" ( 1828mm )
<b>PICKETS:</b>	1" x 1" ( 25mm x 25mm ) 16 Gauge	<b>NOTE:</b>	Tamper Proof Nut Available For Brackets
		<b>COLOURS:</b>	Standard - High Gloss Black Optional Colours - Brown, Forest Green & Matt Black Custom Colours Available Upon Request.

<p>The following note shall apply to all drawings and associated documents:</p> <p>1. Copyright of this drawing and design is reserved by the Designer &amp; European Wrought Iron Works Ltd. The drawing and all associated documents are an instrument of service by the Designer &amp; European Wrought Iron Works Ltd. The drawing and the information contained therein may not be reproduced in whole or in part without prior written or verbal permission of the designer or European Wrought Iron Works Ltd.</p> <p>2. Drawings are not to be scaled for construction. All existing site conditions and dimensions required to perform the work are to be verified and any discrepancies are to be reported to the designer &amp; European Wrought Iron Works Ltd.</p> <p>3. These drawings are not to be used for construction unless noted below as "Issued for Construction"</p> <p>4. All work to be carried out in conformance with the Code and Bylaws of the authorities having jurisdiction.</p> <p>5. The Designer of these plans and specifications gives no warranty or representation to any party about the constructability of the item represented by them.</p>	<p>CONFIDENTIAL: NOT TO BE DISCLOSED OR REPRODUCED</p> <p><b>EUROPEAN WROUGHT IRON WORKS</b></p> <p>WITHOUT THE WRITTEN PERMISSION OF EUROPEAN WROUGHT IRON WORKS LTD.</p>	<p>TOLERANCES UNLESS OTHERWISE NOTED</p> <p>INCHES X.XXX" ±0.005" X.XX" ±0.05" X.X" ±0.25" FRACTIONAL ±1/16" ANGULAR ±1°</p>	<p>DO NOT MODIFY OR SCALE DRAWING</p> <p>DRAWING &amp; DESIGN REMAIN THE PROPERTY OF EUROPEAN WROUGHT IRON WORKS LTD.</p>	<p>PROJECT TITLE:</p>		
	<p>TITLE: <b>European Collection Barcelona</b></p>	<p>SCALE: NTS.</p> <p>DATE DRAWN: Feb 2009</p> <p>DRAWN BY: DCM</p>	<p>DESIGN: P.D.</p> <p>SHEET NO: 1</p>	<p>FINISH: Custom</p> <p>DRAWING NUMBER: EWIW-004</p>	<p>REV: 1-</p> <p>A</p>	

Pineapple, Pyramid, Ball or Spear Post Cap



TYPICAL RAIL SECTION



### Specifications

<b>POST, RAILS &amp; PICKETS:</b>	Cold Formed Steel Tubing Interior And Exterior Galvalume Coating Chromate Conversion Coating Electrostatically Applied Thermally Bonded Polyester Powder Coating Minimum Film Thickness 2.5 Mills	<b>FITTINGS:</b>	15 Gauge Stamp Forged Factory Finish. As Above
<b>POSTS:</b>	2-1/2" x 2-1/2" ( 63.5mm x 63.5mm ) 14 Gauge Standard Post Spacing 82" ( 2082mm ) OC.	<b>WELDS:</b>	Stainless Steel
<b>POST CAP:</b>	Pyramid, Ball or Spear	<b>STANDARD PANEL WIDTH:</b>	82" ( 2082mm ) OC.
<b>RAILS:</b>	1-1/2" x 1-1/2" ( 38mm x 38mm ) 14 Gauge	<b>AVAILABLE PANEL HEIGHTS:</b>	48" ( 1219mm ) 60" ( 1524mm ) 72" ( 1828mm )
<b>PICKETS:</b>	1" x 1" ( 25mm x 25mm ) 16 Gauge	<b>NOTE:</b>	Tamper Proof Nut Available For Brackets
		<b>COLOURS:</b>	Standard - High Gloss Black Optional Colours - Brown, Forest Green & Matt Black Custom Colours Available Upon Request.

The following note shall apply to all drawings and associated documents:  
 1. Copyright of this drawing and design is reserved by the Designer & European Wrought Iron Works Ltd. The drawing and all associated documents are an instrument of service by the Designer & European Wrought Iron Works Ltd. The drawing and the information contained therein may not be reproduced in whole or in part without prior written or verbal permission of the designer or European Wrought Iron Works Ltd.  
 2. Drawings are not to be scaled for construction. All existing site conditions and dimensions required to perform the work are to be verified and any discrepancies are to be reported to the designer & European Wrought Iron Works Ltd.  
 3. These drawings are not to be used for construction unless noted below as "Issued for Construction"  
 4. All work to be carried out in conformance with the Code and Bylaws of the authorities having jurisdiction.  
 5. The Designer of these plans and specifications gives no warranty or representation to any party about the constructability of the item represented by them.

CONFIDENTIAL: NOT TO BE DISCLOSED OR REPRODUCED

WITHOUT THE WRITTEN PERMISSION OF EUROPEAN WROUGHT IRON WORKS LTD.

TITLE: **European Collection  
Barcelona II**

TOLERANCES INCHES  
UNLESS OTHERWISE NOTED  
X.XXX" ±0.005"  
X.XX" ±0.05"  
X.X" ±0.25"  
FRACTIONAL ±1/16"  
ANGULAR ±1°

SCALE: NTS.

DATE DRAWN: Feb 2009  
DRAWN BY: DCM

DO NOT MODIFY OR SCALE DRAWING

PROJECT TITLE:

DESIGN: P.D.

SHEET NO: 1

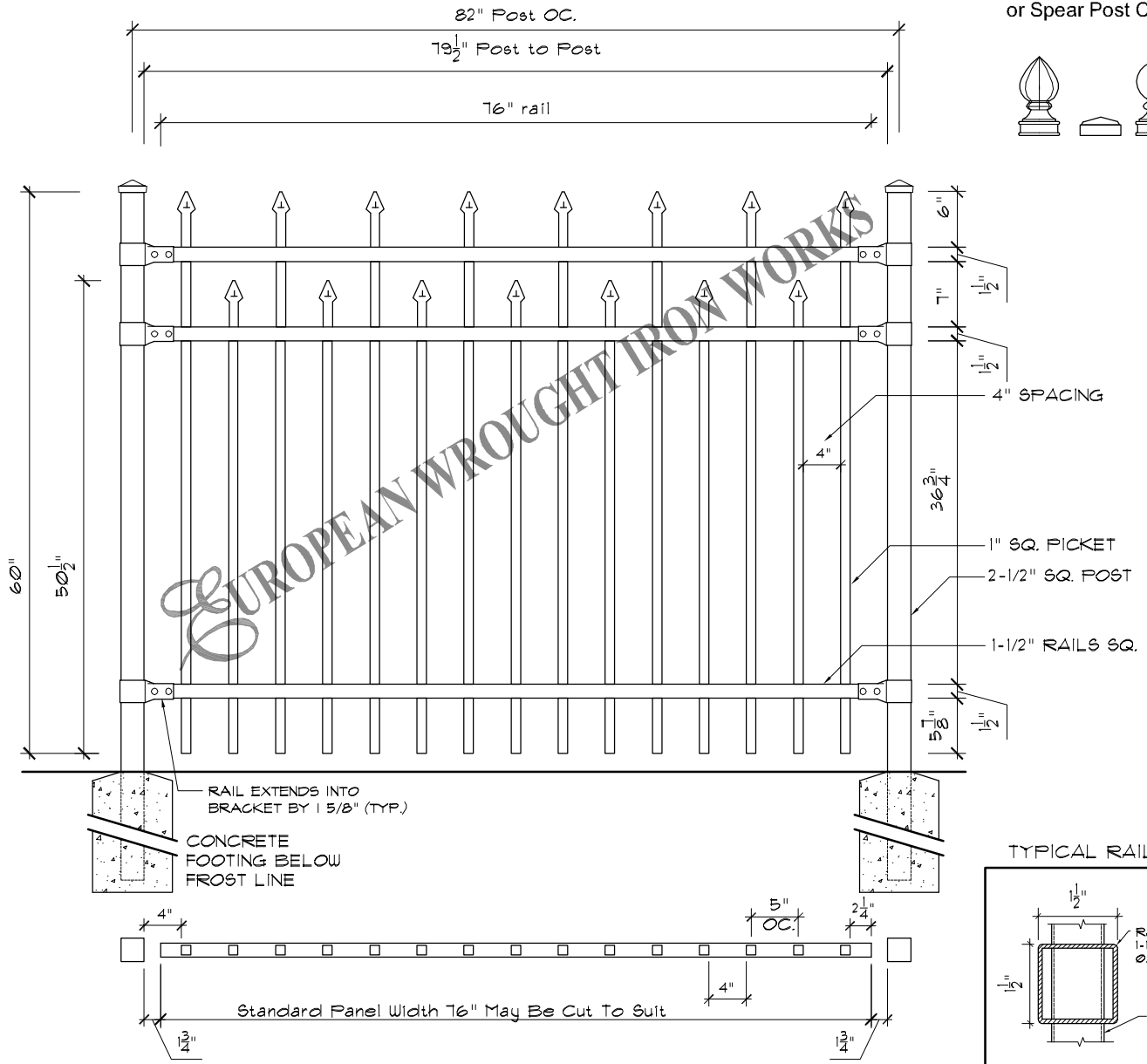

DRAWING & DESIGN REMAIN THE PROPERTY OF EUROPEAN WROUGHT IRON WORKS LTD.

FINISH: Custom

DRAWING NUMBER: EWIW-004a

REV: 1- A

Pineapple, Pyramid, Ball or Spear Post Cap



### Specifications

<b>POST, RAILS &amp; PICKETS:</b>	Cold Formed Steel Tubing Interior And Exterior Galvalume Coating Chromate Conversion Coating Electrostatically Applied Thermally Bonded Polyester Powder Coating Minimum Film Thickness 2.5 Mills	<b>FITTINGS:</b>	15 Gauge Stamp Forged Factory Finish. As Above
<b>POSTS:</b>	2-1/2" x 2-1/2" ( 63.5mm x 63.5mm ) 14 Gauge Standard Post Spacing 82" ( 2082mm ) OC.	<b>WELDS:</b>	Stainless Steel
<b>POST CAP:</b>	Pyramid, Ball or Spear	<b>STANDARD PANEL WIDTH:</b>	82" ( 2082mm ) OC.
<b>RAILS:</b>	1-1/2" x 1-1/2" ( 38mm x 38mm ) 14 Gauge	<b>AVAILABLE PANEL HEIGHTS:</b>	48" ( 1219mm ) 60" ( 1524mm ) 72" ( 1828mm )
<b>PICKETS:</b>	1" x 1" ( 25mm x 25mm ) 16 Gauge	<b>NOTE:</b>	Tamper Proof Nut Available For Brackets
		<b>COLOURS:</b>	Standard - High Gloss Black Optional Colours - Brown, Forest Green & Matt Black Custom Colours Available Upon Request.

The following note shall apply to all drawings and associated documents:  
 1. Copyright of this drawing and design is reserved by the Designer & European Wrought Iron Works Ltd. The drawing and all associated documents are an instrument of service by the Designer & European Wrought Iron Works Ltd. The drawing and the information contained therein may not be reproduced in whole or in part without prior written or verbal permission of the designer or European Wrought Iron Works Ltd.  
 2. Drawings are not to be scaled for construction. All existing site conditions and dimensions required to perform the work are to be verified and any discrepancies are to be reported to the designer & European Wrought Iron Works Ltd.  
 3. These drawings are not to be used for construction unless noted below as "Issued for Construction"  
 4. All work to be carried out in conformance with the Code and Bylaws of the authorities having jurisdiction.  
 5. The Designer of these plans and specifications gives no warranty or representation to any party about the constructability of the item represented by them.

CONFIDENTIAL: NOT TO BE DISCLOSED OR REPRODUCED

**EUROPEAN**  
WROUGHT IRON WORKS

WITHOUT THE WRITTEN PERMISSION OF EUROPEAN WROUGHT IRON WORKS LTD.

TITLE: **European Collection**  
*Glasgow*

TOLERANCES INCHES  
 UNLESS OTHERWISE NOTED  
 X.XXX" ±0.005"  
 X.XX" ±0.05"  
 X.X" ±0.25"  
 FRACTIONAL ±1/16"  
 ANGULAR ±1°

SCALE: NTS.  
 DATE DRAWN: Feb 2009  
 DRAWN BY: DCM

DO NOT MODIFY OR SCALE DRAWING

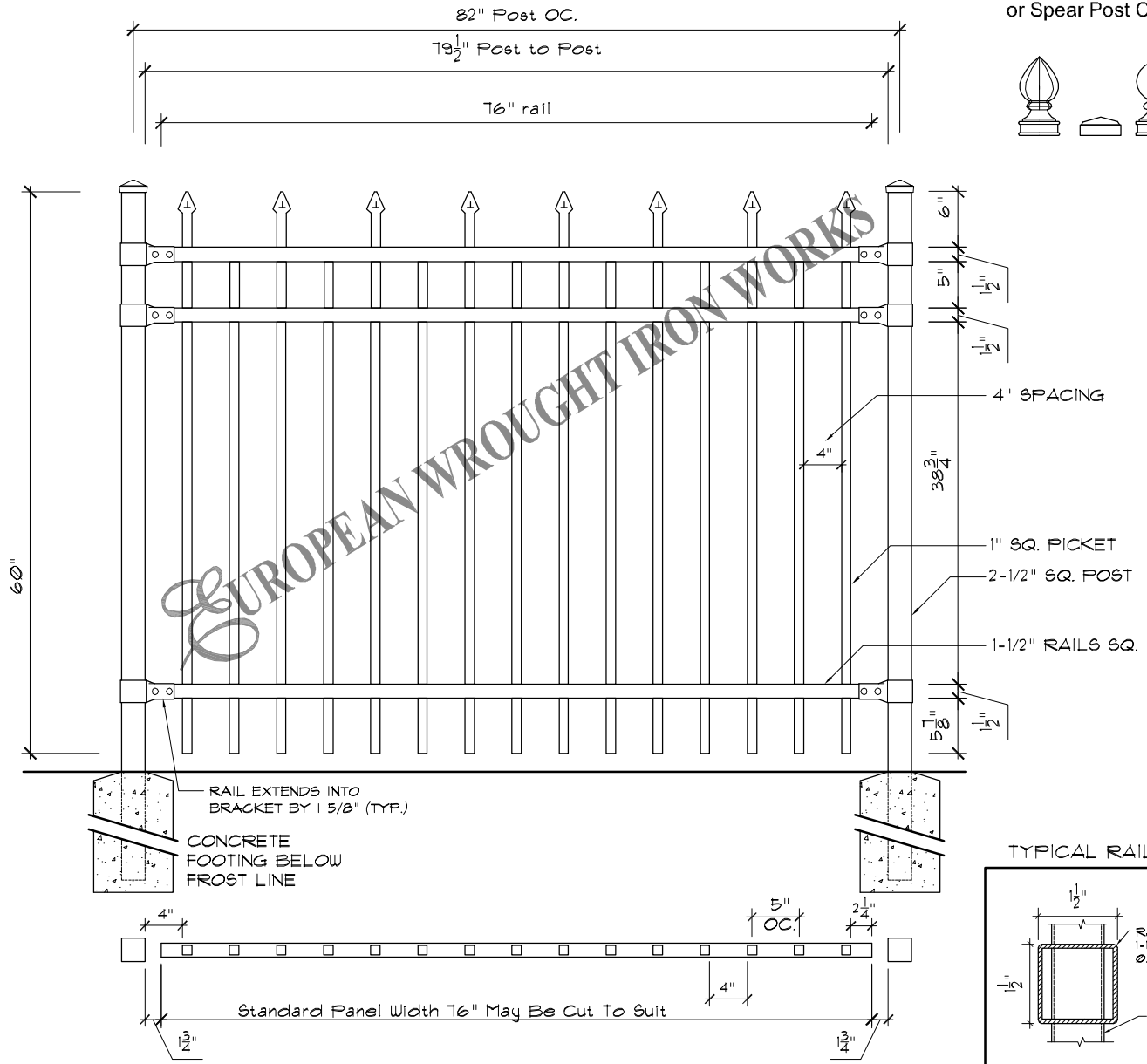

PROJECT TITLE:

DESIGN: P.D.  
 SHEET NO: 1

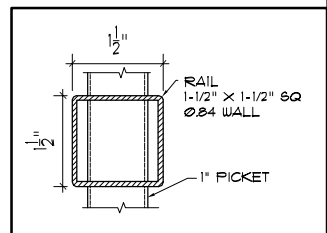
DRAWING & DESIGN REMAIN THE PROPERTY OF EUROPEAN WROUGHT IRON WORKS LTD.

FINISH: Custom  
 DRAWING NUMBER: EWIW-005  
 REV: 1- A

Pineapple, Pyramid, Ball or Spear Post Cap



TYPICAL RAIL SECTION



## Specifications

<b>POST, RAILS &amp; PICKETS:</b>	Cold Formed Steel Tubing Interior And Exterior Galvalume Coating Chromate Conversion Coating Electrostatically Applied Thermally Bonded Polyester Powder Coating Minimum Film Thickness 2.5 Mills	<b>FITTINGS:</b>	15 Gauge Stamp Forged Factory Finish. As Above
<b>POSTS:</b>	2-1/2" x 2-1/2" ( 63.5mm x 63.5mm ) 14 Gauge Standard Post Spacing 82" ( 2082mm ) OC.	<b>WELDS:</b>	Stainless Steel
<b>POST CAP:</b>	Pyramid, Ball or Spear	<b>STANDARD PANEL WIDTH:</b>	82" ( 2082mm ) OC.
<b>RAILS:</b>	1-1/2" x 1-1/2" ( 38mm x 38mm ) 14 Gauge	<b>AVAILABLE PANEL HEIGHTS:</b>	48" ( 1219mm ) 60" ( 1524mm ) 72" ( 1828mm )
<b>PICKETS:</b>	1" x 1" ( 25mm x 25mm ) 16 Gauge	<b>NOTE:</b>	Tamper Proof Nut Available For Brackets
		<b>COLOURS:</b>	Standard - High Gloss Black Optional Colours - Brown, Forest Green & Matt Black Custom Colours Available Upon Request.

The following note shall apply to all drawings and associated documents:  
 1. Copyright of this drawing and design is reserved by the Designer & European Wrought Iron Works Ltd. The drawing and all associated documents are an instrument of service by the Designer & European Wrought Iron Works Ltd. The drawing and the information contained therein may not be reproduced in whole or in part without prior written or verbal permission of the designer or European Wrought Iron Works Ltd.  
 2. Drawings are not to be scaled for construction. All existing site conditions and dimensions required to perform the work are to be verified and any discrepancies are to be reported to the designer & European Wrought Iron Works Ltd.  
 3. These drawings are not to be used for construction unless noted below as "Issued for Construction"  
 4. All work to be carried out in conformance with the Code and Bylaws of the authorities having jurisdiction.  
 5. The Designer of these plans and specifications gives no warranty or representation to any party about the constructability of the item represented by them.

CONFIDENTIAL: NOT TO BE DISCLOSED OR REPRODUCED

**EUROPEAN**  
WROUGHT IRON WORKS

WITHOUT THE WRITTEN PERMISSION OF EUROPEAN WROUGHT IRON WORKS LTD.

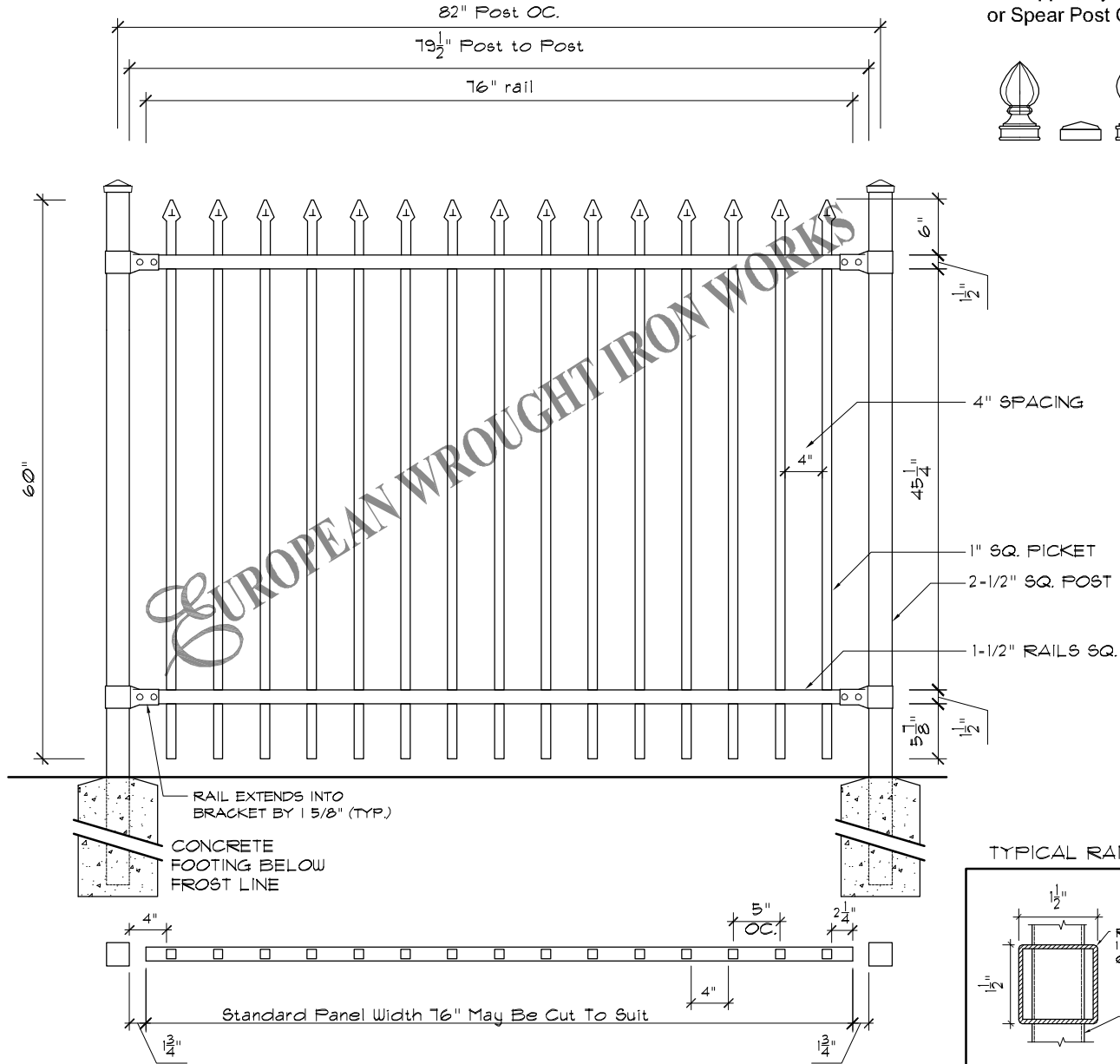

TITLE: **European Collection**  
*Glasgow II*

TOLERANCES INCHES UNLESS OTHERWISE NOTED X.XXX" ±0.005" X.XX" ±0.05" X.X" ±0.25" FRACTIONAL ±1/16" ANGULAR ±1°	SCALE: NTS.	DATE DRAWN: Feb 2009	DRAWN BY: DCM
---	-------------	----------------------	---------------

DO NOT MODIFY OR SCALE DRAWING	PROJECT TITLE:
DESIGN: P.D.	SHEET NO: 1

DRAWING & DESIGN REMAIN THE PROPERTY OF EUROPEAN WROUGHT IRON WORKS LTD.	
FINISH: Custom	DRAWING NUMBER: EWIW-005a
REV: 1-	A

Pineapple, Pyramid, Ball or Spear Post Cap



## Specifications

<b>POST, RAILS &amp; PICKETS:</b>	Cold Formed Steel Tubing Interior And Exterior Galvalume Coating Chromate Conversion Coating Electrostatically Applied Thermally Bonded Polyester Powder Coating Minimum Film Thickness 2.5 Mils	<b>FITTINGS:</b>	15 Gauge Stamp Forged Factory Finish. As Above
<b>POSTS:</b>	2-1/2" x 2-1/2" ( 63.5mm x 63.5mm ) 14 Gauge Standard Post Spacing 82" ( 2082mm ) OC.	<b>WELDS:</b>	Stainless Steel
<b>POST CAP:</b>	Pyramid, Ball or Spear	<b>STANDARD PANEL WIDTH:</b>	82" ( 2082mm ) OC.
<b>RAILS:</b>	1-1/2" x 1-1/2" ( 38mm x 38mm ) 14 Gauge	<b>AVAILABLE PANEL HEIGHTS:</b>	48" ( 1219mm ) 60" ( 1524mm ) 72" ( 1828mm )
<b>PICKETS:</b>	1" x 1" ( 25mm x 25mm ) 16 Gauge	<b>NOTE:</b>	Tamper Proof Nut Available For Brackets
		<b>COLOURS:</b>	Standard - High Gloss Black Optional Colours - Brown, Forest Green & Matt Black Custom Colours Available Upon Request.

The following note shall apply to all drawings and associated documents:  
 1. Copyright of this drawing and design is reserved by the Designer & European Wrought Iron Works Ltd. The drawing and all associated documents are an instrument of service by the Designer & European Wrought Iron Works Ltd. The drawing and the information contained therein may not be reproduced in whole or in part without prior written or verbal permission of the designer or European Wrought Iron Works Ltd.  
 2. Drawings are not to be scaled for construction. All existing site conditions and dimensions required to perform the work are to be verified and any discrepancies are to be reported to the designer & European Wrought Iron Works Ltd.  
 3. These drawings are not to be used for construction unless noted below as "Issued for Construction"  
 4. All work to be carried out in conformance with the Code and Bylaws of the authorities having jurisdiction.  
 5. The Designer of these plans and specifications gives no warranty or representation to any party about the constructability of the item represented by them.

CONFIDENTIAL: NOT TO BE DISCLOSED OR REPRODUCED

**EUROPEAN**  
WROUGHT IRON WORKS

WITHOUT THE WRITTEN PERMISSION OF EUROPEAN WROUGHT IRON WORKS LTD.


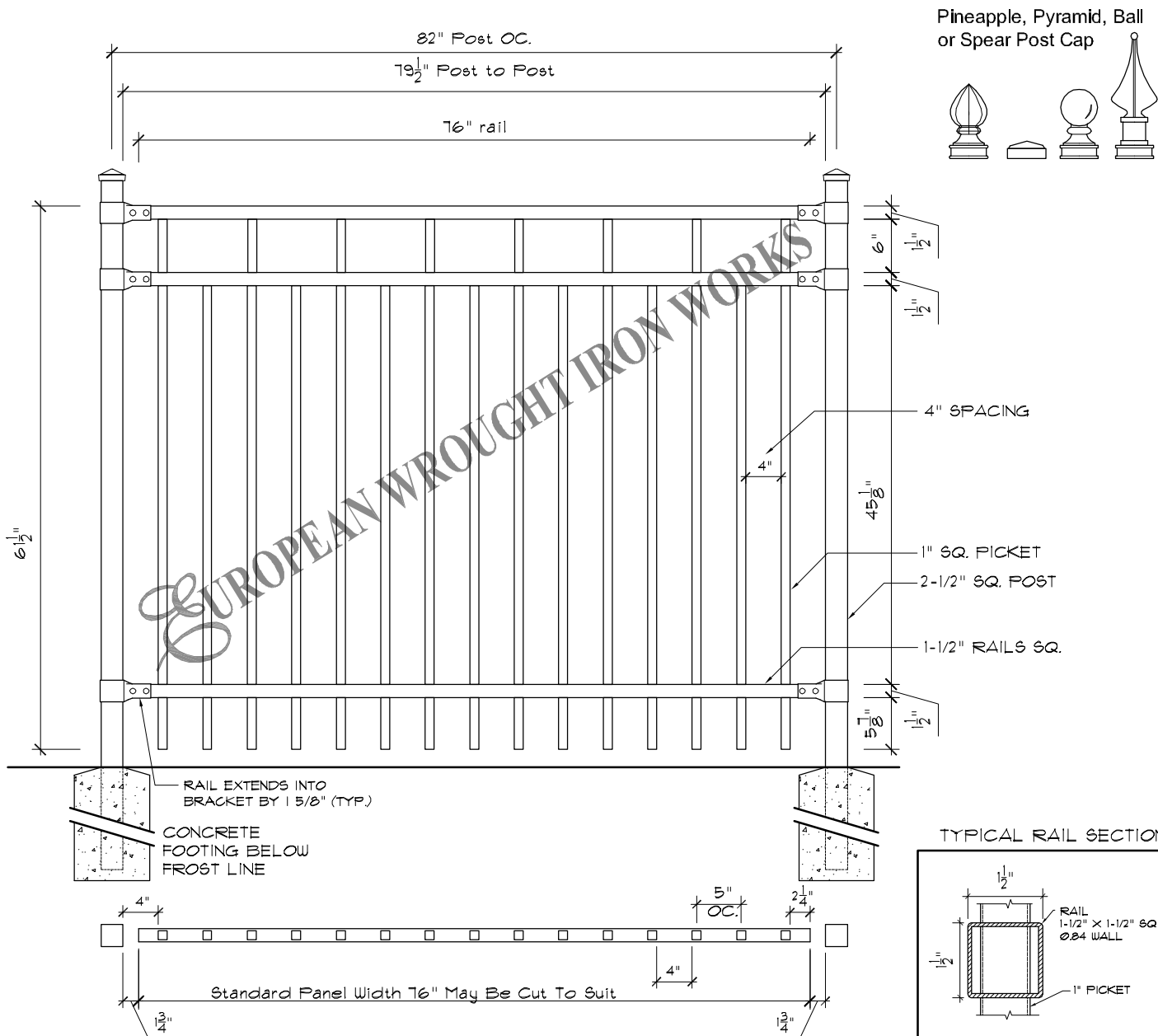
TITLE: **European Collection**  
*Vienna*

TOLERANCES INCHES UNLESS OTHERWISE NOTED X.XXX" ±0.005" X.XX" ±0.05" X.X" ±0.25" FRACTIONAL ±1/16" ANGULAR ±1°	SCALE: NTS.	DATE DRAWN: Feb 2009	DRAWN BY: DCM
---	-------------	----------------------	---------------

DO NOT MODIFY OR SCALE DRAWING	PROJECT TITLE:
DESIGN: P.D.	SHEET NO: 1

DRAWING & DESIGN REMAIN THE PROPERTY OF EUROPEAN WROUGHT IRON WORKS LTD.	
FINISH: Custom	DRAWING NUMBER: EWIW-006
REV 1-	A





## Specifications

<b>POST, RAILS &amp; PICKETS:</b>	Cold Formed Steel Tubing Interior And Exterior Galvalume Coating Chromate Conversion Coating Electrostatically Applied Thermally Bonded Polyester Powder Coating Minimum Film Thickness 2.5 Mils	<b>FITTINGS:</b>	15 Gauge Stamp Forged Factory Finish. As Above
<b>POSTS:</b>	2-1/2" x 2-1/2" ( 63.5mm x 63.5mm ) 14 Gauge Standard Post Spacing 82" ( 2082mm ) OC.	<b>WELDS:</b>	Stainless Steel
<b>POST CAP:</b>	Pyramid, Ball or Spear	<b>STANDARD PANEL WIDTH:</b>	82" ( 2082mm ) OC.
<b>RAILS:</b>	1-1/2" x 1-1/2" ( 38mm x 38mm ) 14 Gauge	<b>AVAILABLE PANEL HEIGHTS:</b>	48" ( 1219mm ) 60" ( 1524mm ) 72" ( 1828mm )
<b>PICKETS:</b>	1" x 1" ( 25mm x 25mm ) 16 Gauge	<b>NOTE:</b>	Tamper Proof Nut Available For Brackets
		<b>COLOURS:</b>	Standard - High Gloss Black Optional Colours - Brown, Forest Green & Matt Black Custom Colours Available Upon Request.

The following note shall apply to all drawings and associated documents:  
 1. Copyright of this drawing and design is reserved by the Designer & European Wrought Iron Works Ltd. The drawing and all associated documents are an instrument of service by the Designer & European Wrought Iron Works Ltd. The drawing and the information contained therein may not be reproduced in whole or in part without prior written or verbal permission of the designer or European Wrought Iron Works Ltd.  
 2. Drawings are not to be scaled for construction. All existing site conditions and dimensions required to perform the work are to be verified and any discrepancies are to be reported to the designer & European Wrought Iron Works Ltd.  
 3. These drawings are not to be used for construction unless noted below as "Issued for Construction"  
 4. All work to be carried out in conformance with the Code and Bylaws of the authorities having jurisdiction.  
 5. The Designer of these plans and specifications gives no warranty or representation to any party about the constructability of the item represented by them.

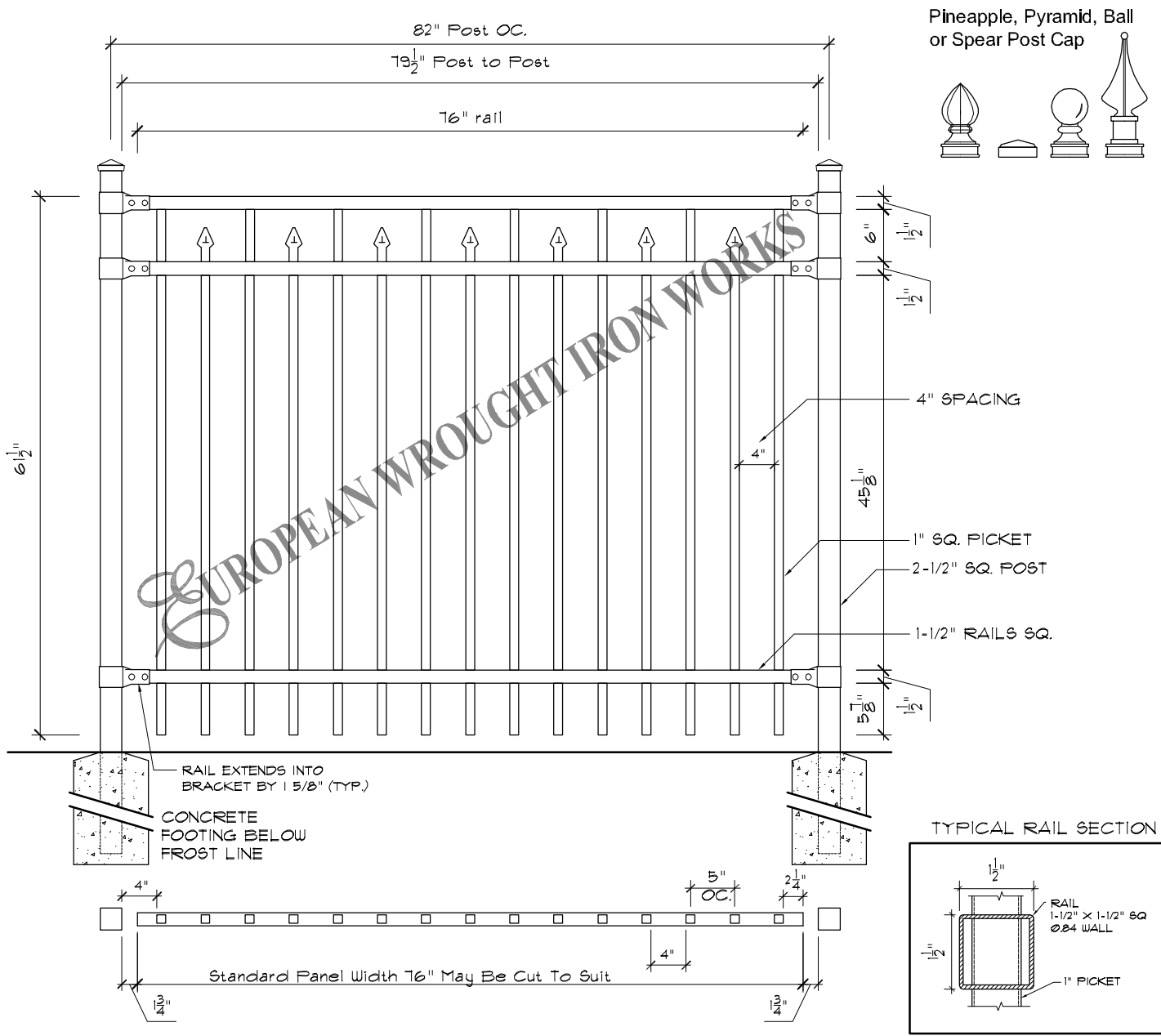
CONFIDENTIAL: NOT TO BE DISCLOSED OR REPRODUCED

**European Collection**  
*Athens*

<b>TOLERANCES INCHES</b> UNLESS OTHERWISE NOTED X.XXX" ±0.005" X.XX" ±0.05" X.X" ±0.25" FRACTIONAL ±1/16" ANGULAR ±1°	
SCALE:	NTS.
DATE DRAWN:	Feb 2009
DRAWN BY:	DCM

DO NOT MODIFY OR SCALE DRAWING	
PROJECT TITLE:	
DESIGN:	P.D.
SHEET NO:	1

DRAWING & DESIGN REMAIN THE PROPERTY OF EUROPEAN WROUGHT IRON WORKS LTD.	
FINISH:	Custom
DRAWING NUMBER:	EWIW-007
REV	1-
	A



## Specifications

<b>POST, RAILS &amp; PICKETS:</b>	Cold Formed Steel Tubing Interior And Exterior Galvalume Coating Chromate Conversion Coating Electrostatically Applied Thermally Bonded Polyester Powder Coating Minimum Film Thickness 2.5 Mills	<b>FITTINGS:</b>	15 Gauge Stamp Forged Factory Finish. As Above
<b>POSTS:</b>	2-1/2" x 2-1/2" ( 63.5mm x 63.5mm ) 14 Gauge Standard Post Spacing 82" ( 2082mm ) OC.	<b>WELDS:</b>	Stainless Steel
<b>POST CAP:</b>	Pyramid, Ball or Spear	<b>STANDARD PANEL WIDTH:</b>	82" ( 2082mm ) OC.
<b>RAILS:</b>	1-1/2" x 1-1/2" ( 38mm x 38mm ) 14 Gauge	<b>AVAILABLE PANEL HEIGHTS:</b>	48" ( 1219mm ) 60" ( 1524mm ) 72" ( 1828mm )
<b>PICKETS:</b>	1" x 1" ( 25mm x 25mm ) 16 Gauge	<b>NOTE:</b>	Tamper Proof Nut Available For Brackets
		<b>COLOURS:</b>	Standard - High Gloss Black Optional Colours - Brown, Forest Green & Matt Black Custom Colours Available Upon Request.

The following note shall apply to all drawings and associated documents:

- Copyright of this drawing and design is reserved by the Designer & European Wrought Iron Works Ltd. The drawing and all associated documents are an instrument of service by the Designer & European Wrought Iron Works Ltd. The drawing and the information contained therein may not be reproduced in whole or in part without prior written or verbal permission of the designer or European Wrought Iron Works Ltd.
- Drawings are not to be scaled for construction. All existing site conditions and dimensions required to perform the work are to be verified and any discrepancies are to be reported to the designer & European Wrought Iron Works Ltd.
- These drawings are not to be used for construction unless noted below as "Issued for Construction"
- All work to be carried out in conformance with the Code and Bylaws of the authorities having jurisdiction.
- The Designer of these plans and specifications gives no warranty or representation to any party about the constructability of the item represented by them.

CONFIDENTIAL: NOT TO BE DISCLOSED OR REPRODUCED

**EUROPEAN**  
WROUGHT IRON WORKS


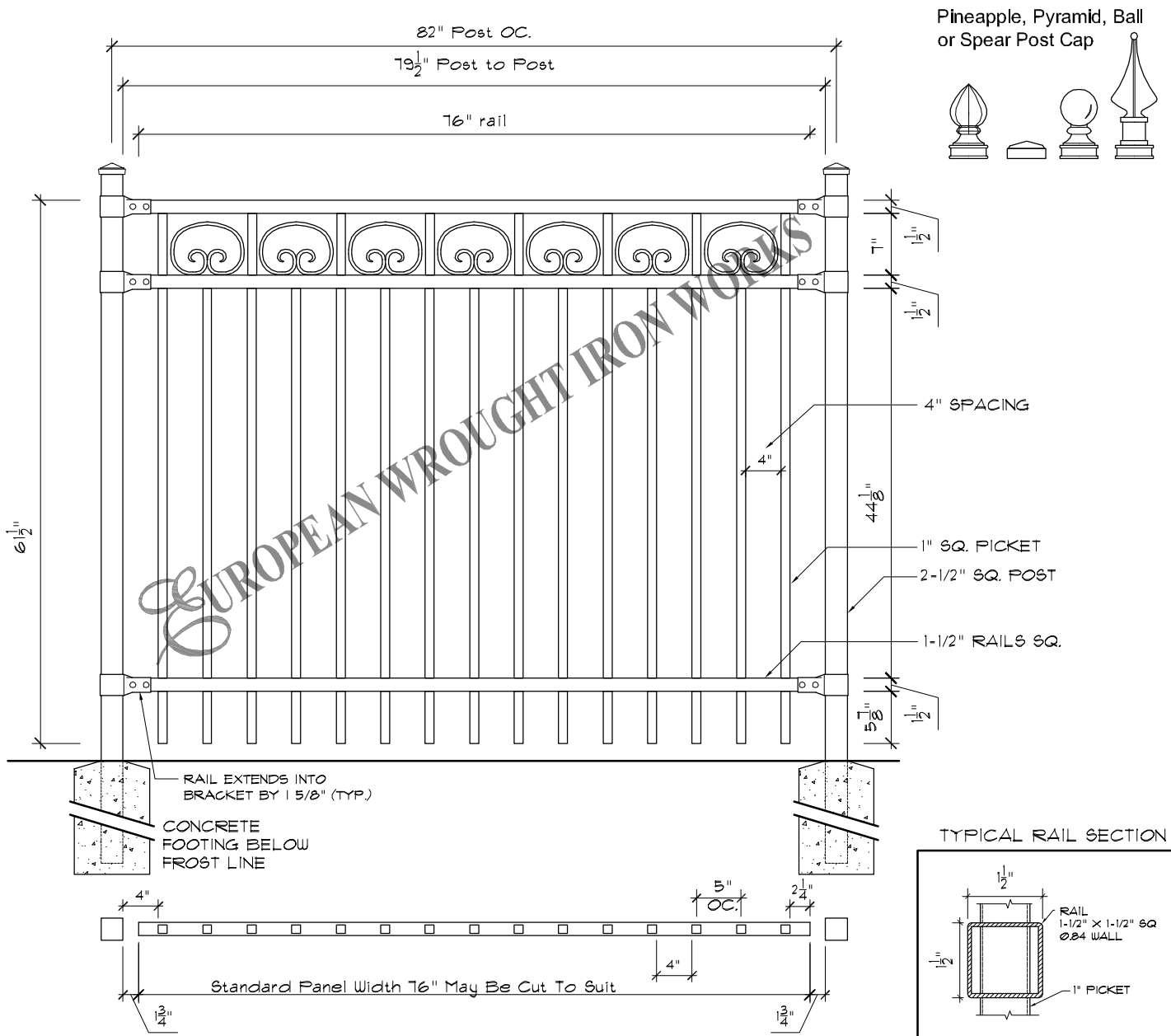
WITHOUT THE WRITTEN PERMISSION OF EUROPEAN WROUGHT IRON WORKS LTD.

TITLE: **European Collection**  
*Geneva*

TOLERANCES INCHES UNLESS OTHERWISE NOTED X.XXX" ±0.005" X.XX" ±0.05" X.X" ±0.25" FRACTIONAL ±1/16" ANGULAR ±1°	SCALE: NTS.	DATE DRAWN: Feb 2009	DRAWN BY: DCM
---	-------------	----------------------	---------------

DO NOT MODIFY OR SCALE DRAWING	PROJECT TITLE:
DESIGN: P.D.	SHEET NO: 1

DRAWING & DESIGN REMAIN THE PROPERTY OF EUROPEAN WROUGHT IRON WORKS LTD.	
FINISH: Custom	DRAWING NUMBER: EWIW-008
REV 1-	A



### Specifications

<b>POST, RAILS &amp; PICKETS:</b>	Cold Formed Steel Tubing Interior And Exterior Galvalume Coating Chromate Conversion Coating Electrostatically Applied Thermally Bonded Polyester Powder Coating Minimum Film Thickness 2.5 Mills	<b>FITTINGS:</b>	15 Gauge Stamp Forged Factory Finish. As Above
<b>POSTS:</b>	2-1/2" x 2-1/2" ( 63.5mm x 63.5mm ) 14 Gauge Standard Post Spacing 82" ( 2082mm ) OC.	<b>WELDS:</b>	Stainless Steel
<b>POST CAP:</b>	Pyramid, Ball or Spear	<b>STANDARD PANEL WIDTH:</b>	82" ( 2082mm ) OC.
<b>RAILS:</b>	1-1/2" x 1-1/2" ( 38mm x 38mm ) 14 Gauge	<b>AVAILABLE PANEL HEIGHTS:</b>	48" ( 1219mm ) 60" ( 1524mm ) 72" ( 1828mm )
<b>PICKETS:</b>	1" x 1" ( 25mm x 25mm ) 16 Gauge	<b>NOTE:</b>	Tamper Proof Nut Available For Brackets
		<b>COLOURS:</b>	Standard - High Gloss Black Optional Colours - Brown, Forest Green & Matt Black Custom Colours Available Upon Request.

The following note shall apply to all drawings and associated documents:  
 1. Copyright of this drawing and design is reserved by the Designer & European Wrought Iron Works Ltd. The drawing and all associated documents are an instrument of service by the Designer & European Wrought Iron Works Ltd. The drawing and the information contained therein may not be reproduced in whole or in part without prior written or verbal permission of the designer or European Wrought Iron Works Ltd.  
 2. Drawings are not to be scaled for construction. All existing site conditions and dimensions required to perform the work are to be verified and any discrepancies are to be reported to the designer & European Wrought Iron Works Ltd.  
 3. These drawings are not to be used for construction unless noted below as "Issued for Construction"  
 4. All work to be carried out in conformance with the Code and Bylaws of the authorities having jurisdiction.  
 5. The Designer of these plans and specifications gives no warranty or representation to any party about the constructability of the item represented by them.

CONFIDENTIAL: NOT TO BE DISCLOSED OR REPRODUCED


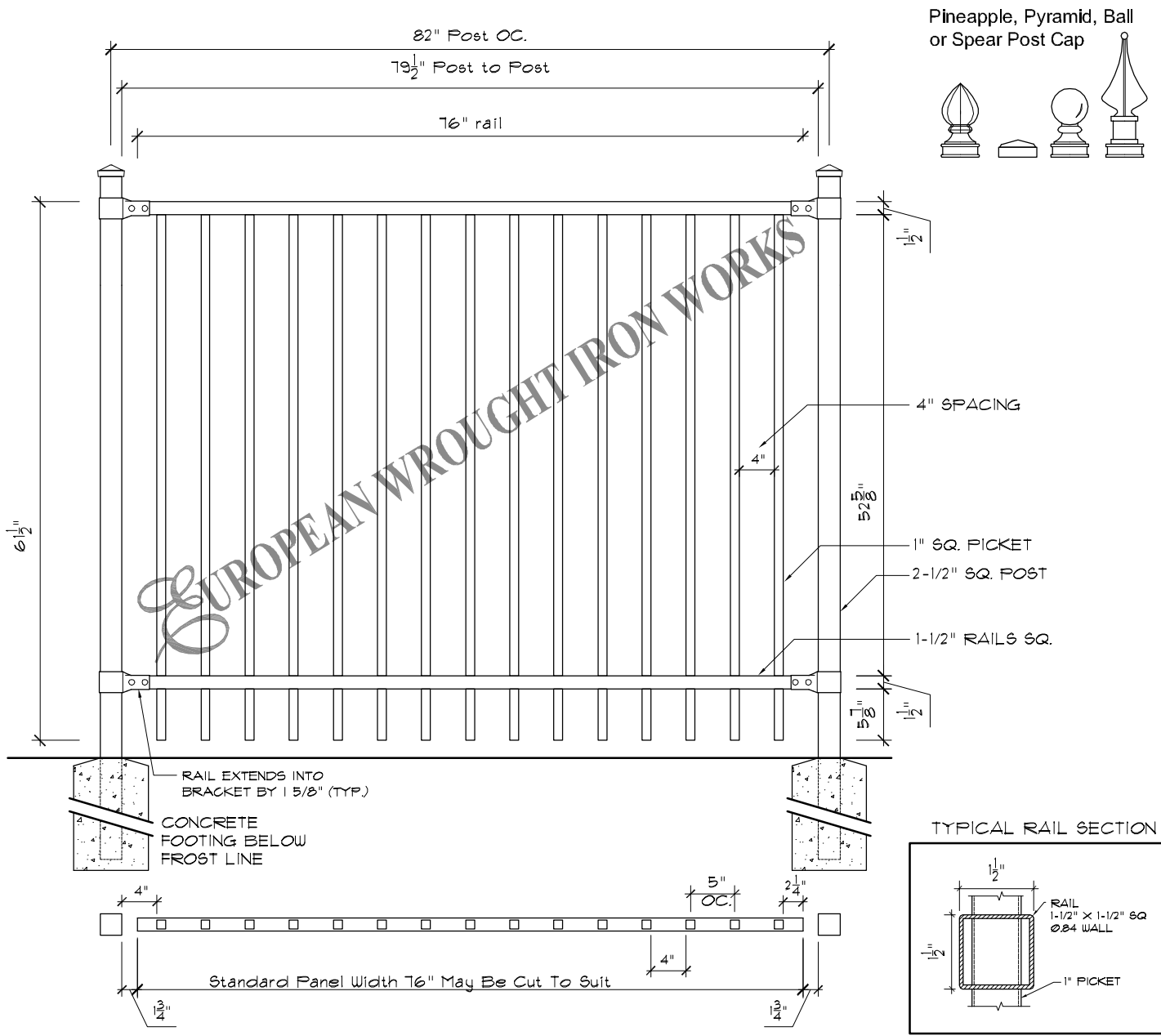
WITHOUT THE WRITTEN PERMISSION OF EUROPEAN WROUGHT IRON WORKS LTD.

**European Collection**  
*Modena*

<b>TOLERANCES INCHES</b> UNLESS OTHERWISE NOTED X.XXX" ±0.005" X.XX" ±0.05" X.X" ±0.25" FRACTIONAL ±1/16" ANGULAR ±1°	<b>SCALE:</b> NTS.	<b>DATE DRAWN:</b> Feb 2009	<b>DRAWN BY:</b> DCM
---	--------------------	-----------------------------	----------------------

<b>DO NOT MODIFY OR SCALE DRAWING</b>	<b>PROJECT TITLE:</b>
<b>DESIGN:</b> P.D.	<b>SHEET NO:</b> 1

<b>DRAWING &amp; DESIGN REMAIN THE PROPERTY OF EUROPEAN WROUGHT IRON WORKS LTD.</b>	
<b>FINISH:</b> Custom	<b>REV</b> 1- A
<b>DRAWING NUMBER:</b> EWIW-009	



### Specifications

<b>POST, RAILS &amp; PICKETS:</b>	Cold Formed Steel Tubing Interior And Exterior Galvalume Coating Chromate Conversion Coating Electrostatically Applied Thermally Bonded Polyester Powder Coating Minimum Film Thickness 2.5 Mils	<b>FITTINGS:</b>	15 Gauge Stamp Forged Factory Finish. As Above
<b>POSTS:</b>	2-1/2" x 2-1/2" ( 63.5mm x 63.5mm ) 14 Gauge Standard Post Spacing 82" ( 2082mm ) OC.	<b>WELDS:</b>	Stainless Steel
<b>POST CAP:</b>	Pyramid, Ball or Spear	<b>STANDARD PANEL WIDTH:</b>	82" ( 2082mm ) OC.
<b>RAILS:</b>	1-1/2" x 1-1/2" ( 38mm x 38mm ) 14 Gauge	<b>AVAILABLE PANEL HEIGHTS:</b>	48" ( 1219mm ) 60" ( 1524mm ) 72" ( 1828mm )
<b>PICKETS:</b>	1" x 1" ( 25mm x 25mm ) 16 Gauge	<b>NOTE:</b>	Tamper Proof Nut Available For Brackets
		<b>COLOURS:</b>	Standard - High Gloss Black Optional Colours - Brown, Forest Green & Matt Black Custom Colours Available Upon Request.

The following note shall apply to all drawings and associated documents:  
 1. Copyright of this drawing and design is reserved by the Designer & European Wrought Iron Works Ltd. The drawing and all associated documents are an instrument of service by the Designer & European Wrought Iron Works Ltd. The drawing and the information contained therein may not be reproduced in whole or in part without prior written or verbal permission of the designer or European Wrought Iron Works Ltd.  
 2. Drawings are not to be scaled for construction. All existing site conditions and dimensions required to perform the work are to be verified and any discrepancies are to be reported to the designer & European Wrought Iron Works Ltd.  
 3. These drawings are not to be used for construction unless noted below as "Issued for Construction"  
 4. All work to be carried out in conformance with the Code and Bylaws of the authorities having jurisdiction.  
 5. The Designer of these plans and specifications gives no warranty or representation to any party about the constructability of the item represented by them.

CONFIDENTIAL: NOT TO BE DISCLOSED OR REPRODUCED

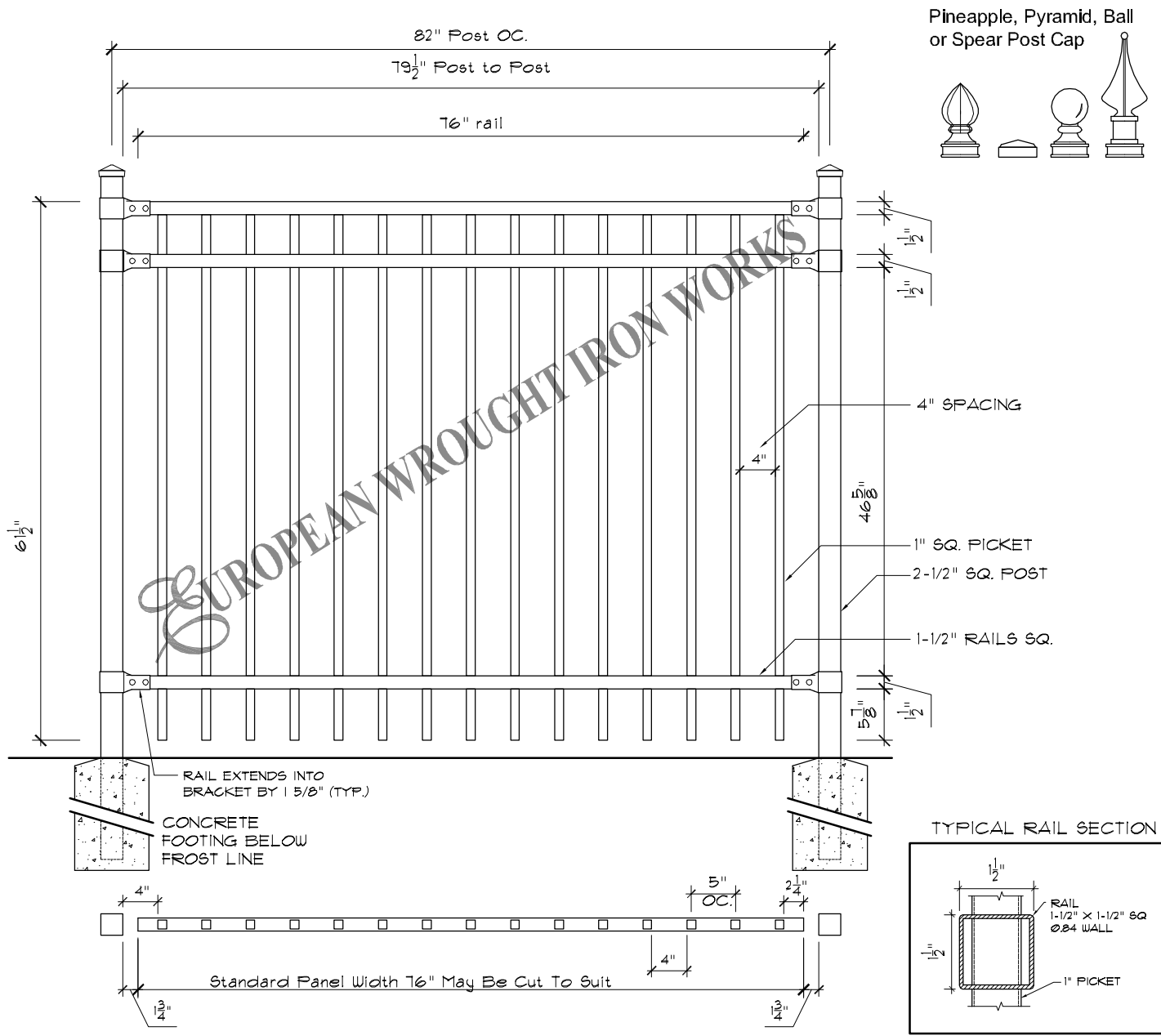
WITH OUR FRIENDLY PERMISSION OF EUROPEAN WROUGHT IRON WORKS LTD.

**European Collection**  
*Madrid*

TOLERANCES INCHES UNLESS OTHERWISE NOTED X.XXX" ±0.005" X.XX" ±0.05" X.X" ±0.25" FRACTIONAL ±1/16" ANGULAR ±1°	SCALE: NTS.	DATE DRAWN: Feb 2009	DRAWN BY: DCM
---	-------------	----------------------	---------------

DO NOT MODIFY OR SCALE DRAWING	PROJECT TITLE:
DESIGN: P.D.	SHEET NO: 1

DRAWING & DESIGN REMAIN THE PROPERTY OF EUROPEAN WROUGHT IRON WORKS LTD.	
FINISH: Custom	DRAWING NUMBER: EWIW-010
REV 1-	A



## Specifications

<b>POST, RAILS &amp; PICKETS:</b>	Cold Formed Steel Tubing Interior And Exterior Galvalume Coating Chromate Conversion Coating Electrostatically Applied Thermally Bonded Polyester Powder Coating Minimum Film Thickness 2.5 Mils	<b>FITTINGS:</b>	15 Gauge Stamp Forged Factory Finish. As Above
<b>POSTS:</b>	2-1/2" x 2-1/2" ( 63.5mm x 63.5mm ) 14 Gauge Standard Post Spacing 82" ( 2082mm ) OC.	<b>WELDS:</b>	Stainless Steel
<b>POST CAP:</b>	Pyramid, Ball or Spear	<b>STANDARD PANEL WIDTH:</b>	82" ( 2082mm ) OC.
<b>RAILS:</b>	1-1/2" x 1-1/2" ( 38mm x 38mm ) 14 Gauge	<b>AVAILABLE PANEL HEIGHTS:</b>	48" ( 1219mm ) 60" ( 1524mm ) 72" ( 1828mm )
<b>PICKETS:</b>	1" x 1" ( 25mm x 25mm ) 16 Gauge	<b>NOTE:</b>	Tamper Proof Nut Available For Brackets
		<b>COLOURS:</b>	Standard - High Gloss Black Optional Colours - Brown, Forest Green & Matt Black Custom Colours Available Upon Request.

The following note shall apply to all drawings and associated documents:  
 1. Copyright of this drawing and design is reserved by the Designer & European Wrought Iron Works Ltd. The drawing and all associated documents are an instrument of service by the Designer & European Wrought Iron Works Ltd. The drawing and the information contained therein may not be reproduced in whole or in part without prior written or verbal permission of the designer or European Wrought Iron Works Ltd.  
 2. Drawings are not to be scaled for construction. All existing site conditions and dimensions required to perform the work are to be verified and any discrepancies are to be reported to the designer & European Wrought Iron Works Ltd.  
 3. These drawings are not to be used for construction unless noted below as "Issued for Construction"  
 4. All work to be carried out in conformance with the Code and Bylaws of the authorities having jurisdiction.  
 5. The Designer of these plans and specifications gives no warranty or representation to any party about the constructability of the item represented by them.

CONFIDENTIAL: NOT TO BE DISCLOSED OR REPRODUCED

**EUROPEAN**  
WROUGHT IRON WORKS

WITHOUT THE WRITTEN PERMISSION OF EUROPEAN WROUGHT IRON WORKS LTD.

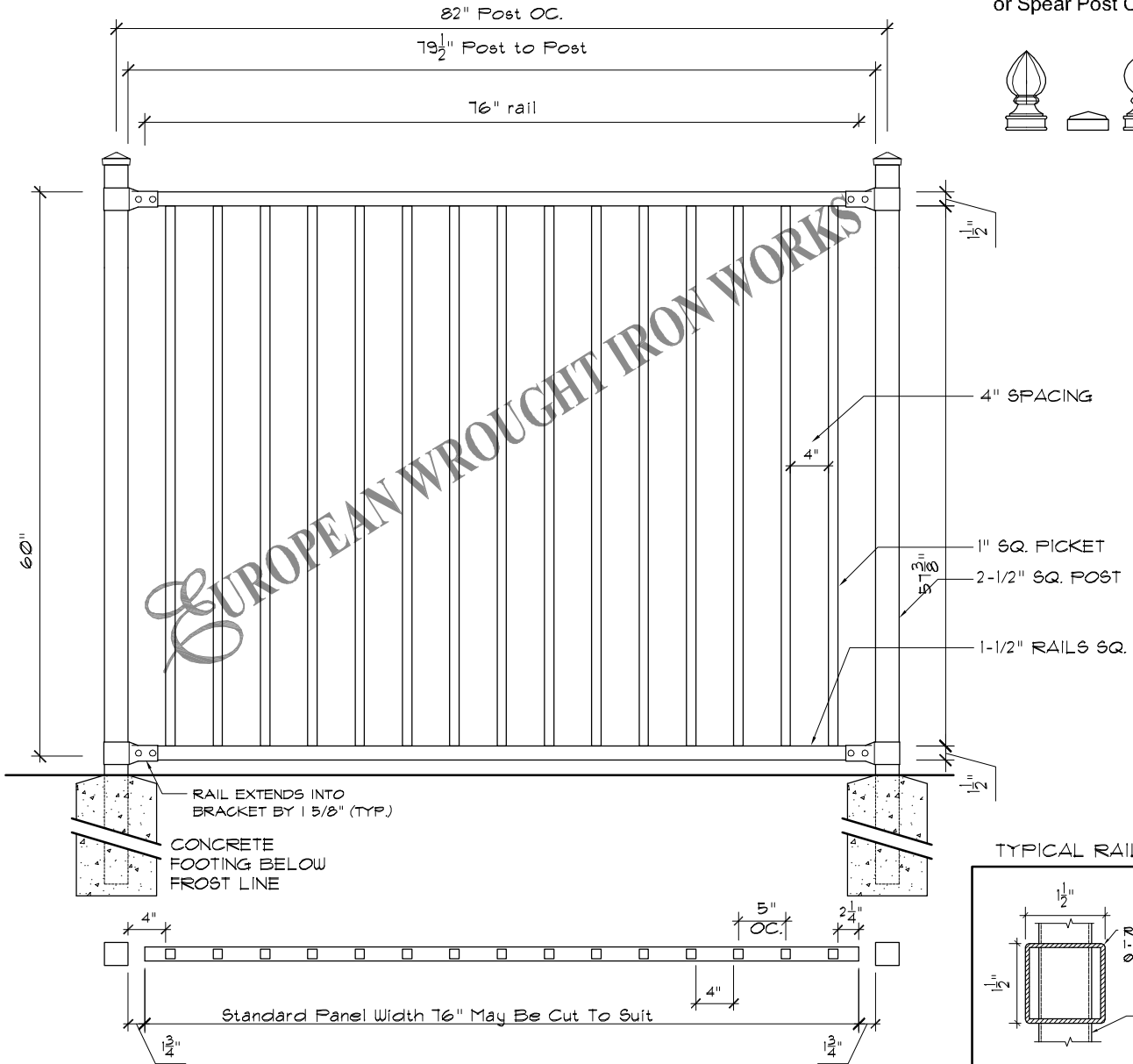

TITLE: **European Collection  
Madrid II**

TOLERANCES INCHES UNLESS OTHERWISE NOTED X.XXX" ±0.005" X.XX" ±0.05" X.X" ±0.25" FRACTIONAL ±1/16" ANGULAR ±1°	SCALE: NTS.	DATE DRAWN: Feb 2009	DRAWN BY: DCM
---	-------------	----------------------	---------------

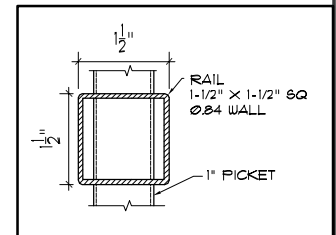
DO NOT MODIFY OR SCALE DRAWING	PROJECT TITLE:
DESIGN: P.D.	SHEET NO: 1

DRAWING & DESIGN REMAIN THE PROPERTY OF EUROPEAN WROUGHT IRON WORKS LTD.	
FINISH: Custom	DRAWING NUMBER: EWIW-010a
REV 1-	A

Pineapple, Pyramid, Ball or Spear Post Cap



TYPICAL RAIL SECTION



## Specifications

<b>POST, RAILS &amp; PICKETS:</b>	Cold Formed Steel Tubing Interior And Exterior Galvalume Coating Chromate Conversion Coating Electrostatically Applied Thermally Bonded Polyester Powder Coating Minimum Film Thickness 2.5 Mils	<b>FITTINGS:</b>	15 Gauge Stamp Forged Factory Finish. As Above
<b>POSTS:</b>	2-1/2" x 2-1/2" ( 63.5mm x 63.5mm ) 14 Gauge Standard Post Spacing 82" ( 2082mm ) OC.	<b>WELDS:</b>	Stainless Steel
<b>POST CAP:</b>	Pyramid, Ball or Spear	<b>STANDARD PANEL WIDTH:</b>	82" ( 2082mm ) OC.
<b>RAILS:</b>	1-1/2" x 1-1/2" ( 38mm x 38mm ) 14 Gauge	<b>AVAILABLE PANEL HEIGHTS:</b>	48" ( 1219mm ) 60" ( 1524mm ) 72" ( 1828mm )
<b>PICKETS:</b>	1" x 1" ( 25mm x 25mm ) 16 Gauge	<b>NOTE:</b>	Tamper Proof Nut Available For Brackets
		<b>COLOURS:</b>	Standard - High Gloss Black Optional Colours - Brown, Forest Green & Matt Black Custom Colours Available Upon Request.

The following note shall apply to all drawings and associated documents:

- Copyright of this drawing and design is reserved by the Designer & European Wrought Iron Works Ltd. The drawing and all associated documents are an instrument of service by the Designer & European Wrought Iron Works Ltd. The drawing and the information contained therein may not be reproduced in whole or in part without prior written or verbal permission of the Designer or European Wrought Iron Works Ltd.
- Drawings are not to be scaled for construction. All existing site conditions and dimensions required to perform the work are to be verified and any discrepancies are to be reported to the Designer & European Wrought Iron Works Ltd.
- These drawings are not to be used for construction unless noted below as "Issued for Construction"
- All work to be carried out in conformance with the Code and Bylaws of the authorities having jurisdiction.
- The Designer of these plans and specifications gives no warranty or representation to any party about the constructability of the item represented by them.

CONFIDENTIAL: NOT TO BE DISCLOSED OR REPRODUCED



TITLE: **European Collection  
Madrid III**

TOLERANCES  
INCHES  
UNLESS OTHERWISE NOTED  
X.XXX" ±0.005"  
X.XX" ±0.05"  
X.X" ±0.25"  
FRACTIONAL ±1/16"  
ANGULAR ±1°

SCALE: NTS.  
DATE DRAWN: Feb 2009  
DRAWN BY: DCM

DO NOT  
MODIFY OR  
SCALE DRAWING

DRAWING & DESIGN REMAIN THE PROPERTY OF EUROPEAN WROUGHT IRON WORKS LTD.

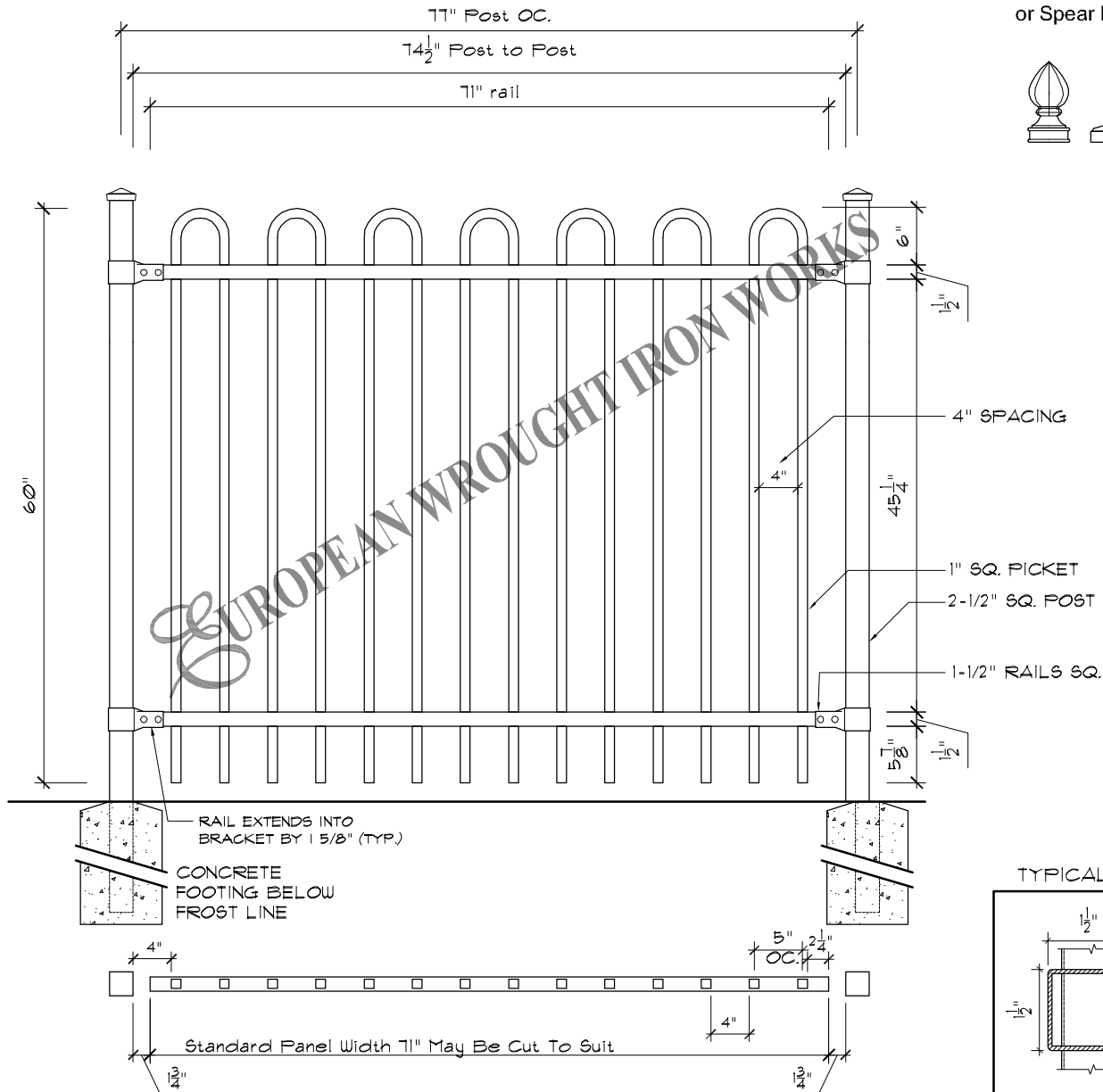

PROJECT TITLE:

DESIGN: P.D.  
SHEET NO: 1

FINISH: Custom  
DRAWING NUMBER: EWIW-010b

REV 1- A

Pineapple, Pyramid, Ball or Spear Post Cap



## Specifications

<b>POST, RAILS &amp; PICKETS:</b>	Cold Formed Steel Tubing Interior And Exterior Galvalume Coating Chromate Conversion Coating Electrostatically Applied Thermally Bonded Polyester Powder Coating Minimum Film Thickness 2.5 Mils	<b>FITTINGS:</b>	15 Gauge Stamp Forged Factory Finish. As Above
<b>POSTS:</b>	2-1/2" x 2-1/2" ( 63.5mm x 63.5mm ) 14 Gauge Standard Post Spacing 82" ( 2082mm ) OC.	<b>WELDS:</b>	Stainless Steel
<b>POST CAP:</b>	Pyramid, Ball or Spear	<b>STANDARD PANEL WIDTH:</b>	77" ( 1955mm )
<b>RAILS:</b>	1-1/2" x 1-1/2" ( 38mm x 38mm ) 14 Gauge	<b>AVAILABLE PANEL HEIGHTS:</b>	48" ( 1219mm ) 60" ( 1524mm ) 72" ( 1828mm )
<b>PICKETS:</b>	1" x 1" ( 25mm x 25mm ) 16 Gauge	<b>NOTE:</b>	Tamper Proof Nut Available For Brackets
		<b>COLOURS:</b>	Standard - High Gloss Black Optional Colours - Brown, Forest Green & Matt Black Custom Colours Available Upon Request.

The following note shall apply to all drawings and associated documents:  
 1. Copyright of this drawing and design is reserved by the Designer & European Wrought Iron Works Ltd. The drawing and all associated documents are an instrument of service by the Designer & European Wrought Iron Works Ltd. The drawing and the information contained therein may not be reproduced in whole or in part without prior written or verbal permission of the designer or European Wrought Iron Works Ltd.  
 2. Drawings are not to be scaled for construction. All existing site conditions and dimensions required to perform the work are to be verified and any discrepancies are to be reported to the designer & European Wrought Iron Works Ltd.  
 3. These drawings are not to be used for construction unless noted below as "Issued for Construction"  
 4. All work to be carried out in conformance with the Code and Bylaws of the authorities having jurisdiction.  
 5. The Designer of these plans and specifications gives no warranty or representation to any party about the constructability of the item represented by them.

CONFIDENTIAL: NOT TO BE DISCLOSED OR REPRODUCED

**EUROPEAN**  
WROUGHT IRON WORKS

TITLE: **European Collection**  
*Monte Carlo*

TOLERANCES INCHES UNLESS OTHERWISE NOTED  
 X.XXX" ±0.005"  
 X.XX" ±0.05"  
 X.X" ±0.25"  
 FRACTIONAL ±1/16"  
 ANGULAR ±1°

SCALE: NTS.  
 DATE DRAWN: Feb 2009  
 DRAWN BY: DCM

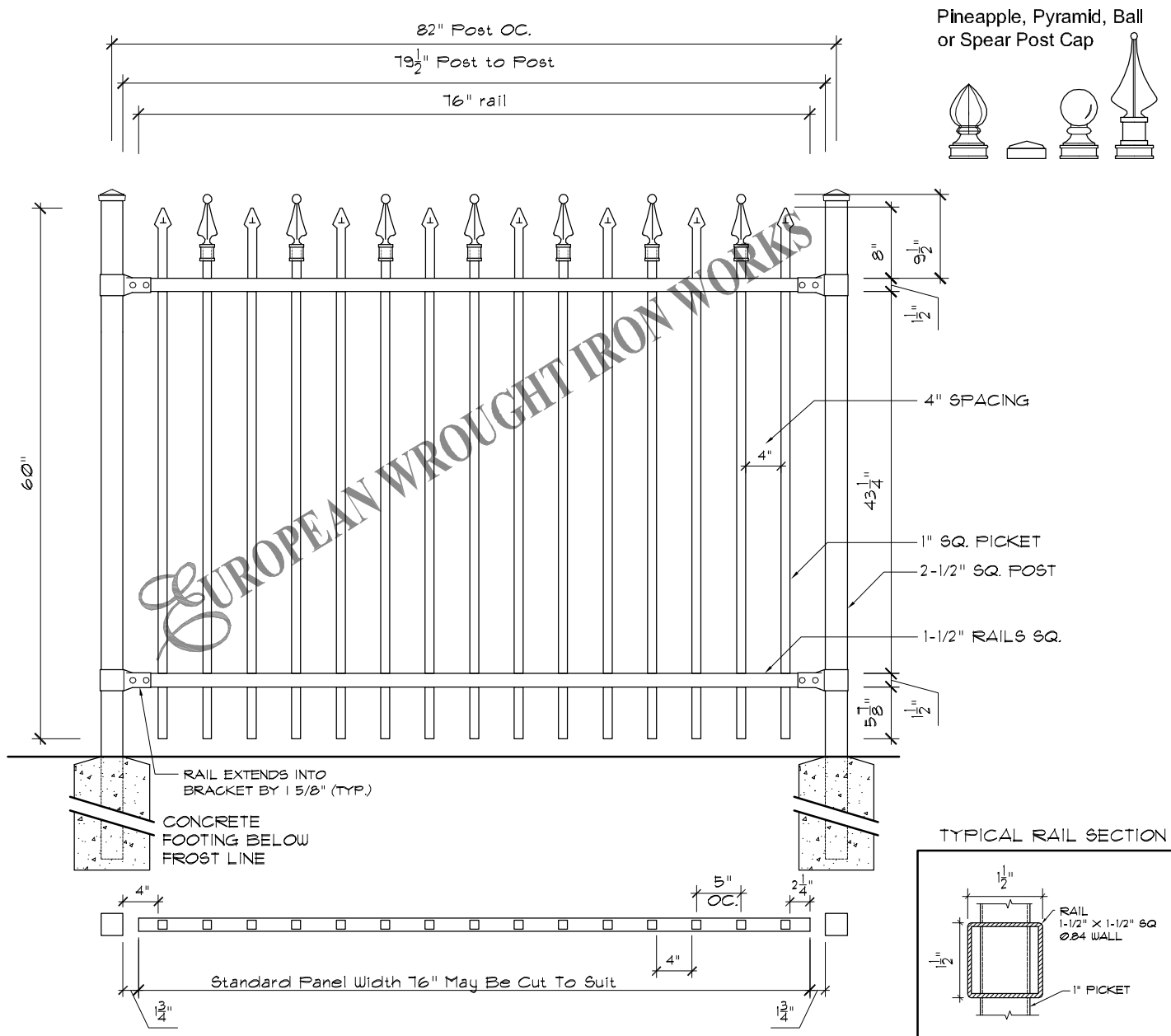
DO NOT MODIFY OR SCALE DRAWING

PROJECT TITLE:

DESIGN: P.D.  
 SHEET NO: 1

DRAWING & DESIGN REMAIN THE PROPERTY OF EUROPEAN WROUGHT IRON WORKS LTD.

FINISH: Custom  
 DRAWING NUMBER: EWIW-011  
 REV: 1- A



## Specifications

<b>POST, RAILS &amp; PICKETS:</b>	Cold Formed Steel Tubing Interior And Exterior Galvalume Coating Chromate Conversion Coating Electrostatically Applied Thermally Bonded Polyester Powder Coating Minimum Film Thickness 2.5 Mils	<b>FITTINGS:</b>	15 Gauge Stamp Forged Factory Finish. As Above
<b>POSTS:</b>	2-1/2" x 2-1/2" ( 63.5mm x 63.5mm ) 14 Gauge Standard Post Spacing 82" ( 2082mm ) OC.	<b>WELDS:</b>	Stainless Steel
<b>POST CAP:</b>	Pyramid, Ball or Spear	<b>STANDARD PANEL WIDTH:</b>	82" ( 2082mm ) OC.
<b>RAILS:</b>	1-1/2" x 1-1/2" ( 38mm x 38mm ) 14 Gauge	<b>AVAILABLE PANEL HEIGHTS:</b>	48" ( 1219mm ) 60" ( 1524mm ) 72" ( 1828mm )
<b>PICKETS:</b>	1" x 1" ( 25mm x 25mm ) 16 Gauge	<b>NOTE:</b>	Tamper Proof Nut Available For Brackets
		<b>COLOURS:</b>	Standard - High Gloss Black Optional Colours - Brown, Forest Green & Matt Black Custom Colours Available Upon Request.

The following note shall apply to all drawings and associated documents:

- Copyright of this drawing and design is reserved by the Designer & European Wrought Iron Works Ltd. The drawing and all associated documents are an instrument of service by the Designer & European Wrought Iron Works Ltd. The drawing and the information contained therein may not be reproduced in whole or in part without prior written or verbal permission of the designer or European Wrought Iron Works Ltd.
- Drawings are not to be scaled for construction. All existing site conditions and dimensions required to perform the work are to be verified and any discrepancies are to be reported to the designer & European Wrought Iron Works Ltd.
- These drawings are not to be used for construction unless noted below as "Issued for Construction"
- All work to be carried out in conformance with the Code and Bylaws of the authorities having jurisdiction.
- The Designer of these plans and specifications gives no warranty or representation to any party about the constructability of the item represented by them.

CONFIDENTIAL: NOT TO BE DISCLOSED OR REPRODUCED

**EUROPEAN**  
WROUGHT IRON WORKS  
WITHOUT THE WRITTEN PERMISSION OF EUROPEAN WROUGHT IRON WORKS LTD.

TITLE: **European Collection**  
*Amsterdam*

TOLERANCES  
INCHES  
UNLESS OTHERWISE NOTED  
X.XXX" ±0.005"  
X.XX" ±0.05"  
X.X" ±0.25"  
FRACTIONAL ±1/16"  
ANGULAR ±1°

SCALE: NTS.  
DATE DRAWN: Feb 2009  
DRAWN BY: DCM

DO NOT  
MODIFY OR  
SCALE DRAWING

PROJECT TITLE:

DRAWING & DESIGN REMAIN THE PROPERTY OF EUROPEAN WROUGHT IRON WORKS LTD.

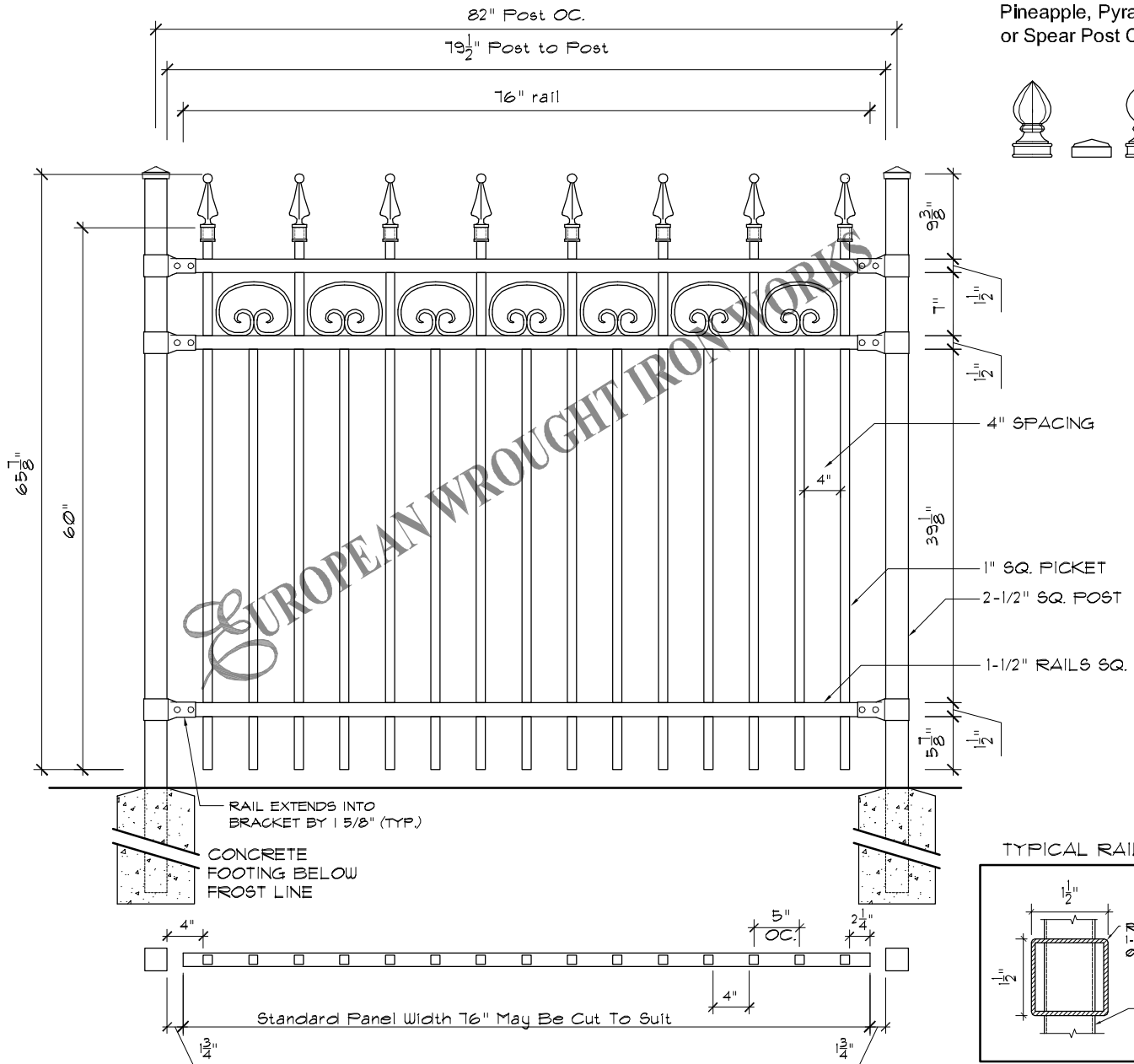

DESIGN: P.D.  
SHEET NO: 1

FINISH: Custom  
DRAWING NUMBER: EWIW-012

REV 1- A



Pineapple, Pyramid, Ball or Spear Post Cap



## Specifications

<b>POST, RAILS &amp; PICKETS:</b>	Cold Formed Steel Tubing Interior And Exterior Galvalume Coating Chromate Conversion Coating Electrostatically Applied Thermally Bonded Polyester Powder Coating Minimum Film Thickness 2.5 Mills	<b>FITTINGS:</b>	15 Gauge Stamp Forged Factory Finish. As Above
<b>POSTS:</b>	2-1/2" x 2-1/2" ( 63.5mm x 63.5mm ) 14 Gauge Standard Post Spacing 82" ( 2082mm ) OC.	<b>WELDS:</b>	Stainless Steel
<b>POST CAP:</b>	Pyramid, Ball or Spear	<b>STANDARD PANEL WIDTH:</b>	82" ( 2082mm ) OC.
<b>RAILS:</b>	1-1/2" x 1-1/2" ( 38mm x 38mm ) 14 Gauge	<b>AVAILABLE PANEL HEIGHTS:</b>	48" ( 1219mm ) 60" ( 1524mm ) 72" ( 1828mm )
<b>PICKETS:</b>	1" x 1" ( 25mm x 25mm ) 16 Gauge	<b>NOTE:</b>	Tamper Proof Nut Available For Brackets
		<b>COLOURS:</b>	Standard - High Gloss Black Optional Colours - Brown, Forest Green & Matt Black Custom Colours Available Upon Request.

The following note shall apply to all drawings and associated documents:  
 1. Copyright of this drawing and design is reserved by the Designer & European Wrought Iron Works Ltd. The drawing and all associated documents are an instrument of service by the Designer & European Wrought Iron Works Ltd. The drawing and the information contained therein may not be reproduced in whole or in part without prior written or verbal permission of the Designer or European Wrought Iron Works Ltd.  
 2. Drawings are not to be scaled for construction. All existing site conditions and dimensions required to perform the work are to be verified and any discrepancies are to be reported to the designer & European Wrought Iron Works Ltd.  
 3. These drawings are not to be used for construction unless noted below as "Issued for Construction"  
 4. All work to be carried out in conformance with the Code and Bylaws of the authorities having jurisdiction.  
 5. The Designer of these plans and specifications gives no warranty or representation to any party about the constructability of the item represented by them.

CONFIDENTIAL: NOT TO BE DISCLOSED OR REPRODUCED

**EUROPEAN**  
WROUGHT IRON WORKS

WITHOUT THE WRITTEN PERMISSION OF EUROPEAN WROUGHT IRON WORKS LTD.

TITLE: **European Collection**  
*Venice*

TOLERANCES  
INCHES  
UNLESS OTHERWISE NOTED  
X.XXX" ±0.005"  
X.XX" ±0.05"  
X.X" ±0.25"  
FRACTIONAL ±1/16"  
ANGULAR ±1°

SCALE: NTS.

DATE DRAWN: Feb 2009

DRAWN BY: DCM

DO NOT MODIFY OR SCALE DRAWING

PROJECT TITLE:

DESIGN: P.D.

SHEET NO: 1

DRAWING & DESIGN REMAIN THE PROPERTY OF EUROPEAN WROUGHT IRON WORKS LTD.

FINISH: Custom

DRAWING NUMBER: EWIW-013

REV: 1- A